ATTACHMENT 1

150 EPPING ROAD - LANE COVE
Development Application

DRAWING SCHEDULE

Dwg Numbers	Title
Series 000 - Project Analysis + Site Plans	
A 000	Cover Sheet
A 001	Location Plan
A 002	Site Analysis
A 003	Footprint Comparison - Concept Approval Layout
A 010	Site - Roof Plan
A 011	Site - Typical
A 012	Site - Level 04
A 013	Site - Level 03
A 020	Site - Level 02
A 021	Site - Level 01
A 022	Site - Carpark Level 1
A 023	Site - Carpark Level 2
Series 100 - Building Package A + B	
A 101	Buildings A + B - Roof Plans
A 101A	Building A L21-24 & Building E L11-12
A 102	Buildings A + B - Typical Plans
A 103	Buildings A + B - Level 4
A 104	Buildings A + B - Level 3
A 105	Buildings A + B - Level 2
A 106	Buildings A + B - Level 1
A 150	Building A - Sections AA + BB
A 151	Building B - Sections CC + DD
A 160	Building A - North + East Elevations
A 161	Building A - South + West Elevations
A 162	Building B - Elevations
A 180	Typical Adaptable Units 1 + 2
A 181	Typical Adaptable Unit 3
Series 200 - Building Package C + D + E	
A 201	Buildings C + D + E - Roof Plans
A 202	Buildings C + D + E - Typical Plans
A 203	Buildings C + D + E - Level 4
A 204	Buildings C + D + E - Level 3
A 205	Buildings C + D + E - Level 2
A 206	Buildings C + D + E - Level 1
A 207	Buildings C + D + E - Level 1 Lower
A 250	Buildings C + D - Sections EE + FF + GG
A 251	Building E - Sections HH + JJ
A 260	Buildings C + D - Elevations
A 261	Building E - North + East Elevations
Series 300 - Building Package F + G	
A 301	Buildings F + G - Plans
A 302	Buildings F + G - Elevations
Series 500 - Site Elevations + Sections	
A 501	Site Sections
Series 600 - Diagrams - Refer to Drawing No. A600 for details	
A 600	Gfa Schedule
A 601	Gfa - Building A / B / C
A 602	Gfa - Building D / E / F / G
A 613	Bicycle Network Diagram
A 614	Pedestrian Network Diagram
A 615	Bicycle & Motor Cycle Network Diagram
Series 700 - Renderings	
A 701	Rendering 1
A 702	Rendering 2
A 703	Rendering 3
A 704	Rendering 4
Series 800 - Solar Studies	
A 801	Shadow Diagrams - Summer Equinox
A 802	Shadow Diagrams - Winter Equinox
Series 900 - Material Finishes	
A 901	Material Finishes

C

C

PROJECT SUMMARY

Site

Site Area - Handle	13,535
Site Area - Development Area	18,215
Total Site Area	31,750

Development Gross Floor Area

	Concept (m2)		Provided (m2)
Residential GFA	33,310		34,118
Community GFA	816		530
Childcare GFA	650		470
Retail GFA	258		192
Total	35,034		35,310

Affordable Housing

Accommodation	Provided
Studio	2
1 Bed	8
2 Bed	4
3 Bed	1
Total Number of Apartments	15

Adaptable Housing

Accommodation	Amount	Units of Measure	Ratio	Required	Provided
Adaptable Units	367	units	0.2	73.4 units	74 units
Accessible Parking	73.4	units	1	73.4 spaces	74 spaces

Vehicle Parking

Accommodation	Amount	DCP Ratio		Provided
Studio	2	0.5		2 spaces
1 Bed	91	1		91 spaces
2 Bed	210	1.5		308 spaces
3 Bed	64	2		128 spaces
Visitor	367	0.25		92 spaces
Childcare (1/4 Children)	85	0.25		15 spaces
Retail (1/40m2)	192m2	0.025		2 spaces
				638 spaces

Motorcycles + Bicycles

Accommodation	Amount	Units of Measure	Ratio	Required	Provided
Motorcycle Spaces	535	carspaces	0.04	21.4 spaces	22 spaces
Bicycle Lockers	367	units	0.25	91.8 lockers	92 lockers
Bicycle Racking	367	units	0.1	36.7 spaces	37 spaces

SCHEDULE OF UNITS

LEVELS		BUILDING A						
		STUDIO	1 BED	1 BED + ST	2 BED	2 BED + ST	3 BED	TOTAL UNITS
LEVEL 1								0
LEVEL 2			1		2	1	1	5
LEVEL 3			3		3	1	1	8
LEVEL 4			1		5	1	1	8
LEVEL 5 - 20	L5 (1)		1		5	1	1	8
(17 Levels)	L6-20 (x15)	0	15	0	75	15	15	120
LEVEL 21-23	L21 (1)				1	2	4	7
(3 Levels)	L22-23 (x2)	0	0	0	2	4	8	14
LEVEL 24					1	2	4	7
TOTALS		0	21	0	94	27	35	177
ADAPTABLE					24	18		42

SCHEDULE OF UNITS

LEVELS	BUILDING B						
	STUDIO	1 BED	1 BED + ST	2 BED	2 BED + ST	3 BED	TOTAL UNITS
LEVEL 1				1			1
LEVEL 2	1	1		1			5
LEVEL 3		8		4			12
LEVEL 4		8		4			12
LEVEL 5		8		4			12
LEVEL 6		8		4			12
TOTALS	1	35	0	18	0	0	54
ADAPTABLE		1		3			4

SCHEDULE OF UNITS

LEVELS	BUILDING C						
	STUDIO	1 BED	1 BED + ST	2 BED	2 BED + ST	3 BED	TOTAL UNITS
LEVEL 1		2		3			5
LEVEL 2		2		4			6
LEVEL 3		1		5			6
LEVEL 4		1		5			6
LEVEL 5		1		5			6
TOTALS	0	7	0	22	0	0	29
ADAPTABLE							0

SCHEDULE OF UNITS

LEVELS	BUILDING D						
	STUDIO	1 BED	1 BED + ST	2 BED	2 BED + ST	3 BED	TOTAL UNITS
PARKING L1						2	2
LEVEL 1						2	2
LEVEL 2						2	2
LEVEL 3		3				2	5
LEVEL 4		3				2	5
LEVEL 5		3				2	5
LEVEL 6		3				2	5
TOTALS	0	12	0	0	0	14	26
ADAPTABLE				4			4

SCHEDULE OF UNITS

LEVELS		BUILDING E						
		STUDIO	1 BED	1 BED + ST	2 BED	2 BED + ST	3 BED	TOTAL UNITS
LEVEL 1		1			1	1		3
LEVEL 2					2	2		4
LEVEL 3			2		1	1		4
LEVEL 4			2		3	2	1	8
LEVEL 5 - 10	L5 (1)		2		3	2	1	8
(6)	L6-L10 (x5)	0	10	0	15	10	5	40
LEVEL 11					1	2	4	7
LEVEL 12		0	0	0	1	2	4	7
TOTALS		1	16	0	27	22	15	81
ADAPTABLE					12	12		24

DEVELOPMENT UNIT SUMMARY

BUILDINGS	BUILDINGS A, B, C, D, & E							
	STUDIO	1 BED	1 BED + ST	2 BED	2 BED + ST	3 BED	TOTAL UNITS	ADAPT
BUILDING A	0	21	0	94	27	35	177	42
BUILDING B	1	35	0	18	0	0	54	4
BUILDING C	0	7	0	22	0	0	29	0
BUILDING D	0	12	0	0	0	14	26	4
BUILDING E	1	16	0	27	22	15	81	24
TOTALS	2	91	0	161	49	64	367	74

ISSUE	DATE	REVISION	BY
C	08.08.14	ISSUED FOR DA APPROVAL	TMJ

GENERAL NOTES
THIS DRAWING IS THE EXCLUSIVE PROPERTY OF THE DEVELOPER & THE REPRODUCTION OF ANY PART WITHOUT THE PRIOR WRITTEN CONSENT OF THE DEVELOPER IS A VIOLATION OF APPLICABLE LAWS. IN NO EVENT SHALL THE DEVELOPER BE HELD LIABLE FOR SPECIAL COLLATERAL INCIDENTAL OR CONSEQUENTIAL LIABILITY IN CONNECTION WITH THE USE OF THIS DIGITAL DATA ONCE RELEASED FROM THE DEVELOPER'S OFFICE. THIS DRAWING IS TO BE READ & UNDERSTOOD IN CONJUNCTION WITH THE STRUCTURAL, MECHANICAL, ELECTRICAL & / OR ANY OTHER CONSULTANTS DOCUMENTATION AS ANY BE APPLICABLE TO THE PROJECT PRIOR TO THE START OF ANY WORKS AND FOR ITS DURATION

DO NOT SCALE

NORTH

Meriton
Builders & Developers

PROJECT
LANE COVE
150 EPPING ROAD,
LANE COVE, NSW 2066

DRAWING TITLE
COVER SHEET

DA ISSUE

PROJECT No.	DATE	DRAWING No.	REV.
786	JUN 2014	A000	C

DRAWN BY: Author
SCALE:
CAD FILE: D:_Revit_2013\Lane_Cove_A_Car_Park_Solar_CP_LW.rvt

22/08/2014 3:41:44 PM

A1

Date	Amendment	Issue
28.02.14	Revision DA 1 for Council Approval	B
05.03.14	DA Issue For Council Approval	A

Notes

Verify all dimensions on site before commencing work. Report all discrepancies to the Architect Prior to construction. Use figured dimensions in preference to scaled dimensions.

Drawings made in larger scales and those showing particular parts of the work take precedence over drawings made to smaller scales or for general purposes.

All work is to conform to relevant Australian Standards and Codes together with all Authorities requirements and Regulations.

CM+ Conybeare Morrison International Pty Ltd

Project	10127
	150 Epping Road, Lane Cove
Client	Meriton
Title	Location Plan
Date	March 14
Drawn	A001
Scale	A

ACCESS

ACOUSTIC CONDITIONS

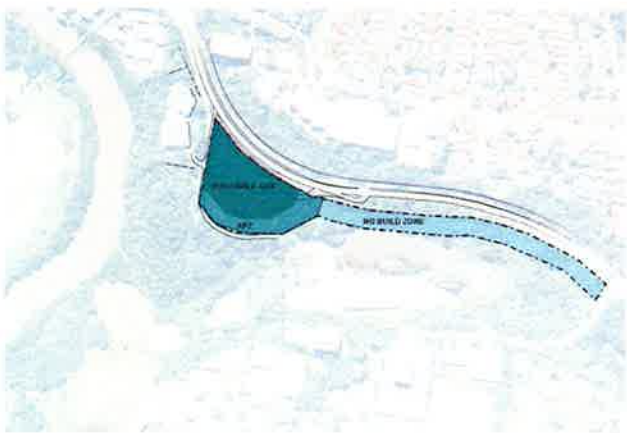

BUILDABLE AREA

BUSHFIRE

GREEN BELT

SITE CONDITIONS

Date	Amendment	Issue
28.05.14	Revised DA For Council Approval	B
09.05.14	DA Issue For Council Approval	A

Notes
Verify all dimensions on site before commencing work. Report all discrepancies to the Architect Prior to construction. Use figured dimensions in preference to scaled dimensions.

Drawings made to larger scales and those showing particular parts of the work take precedence over drawings made to smaller scales or for general purposes.

All work is to conform to relevant Australian Standards and Codes together with all Authorities' requirements and Regulations.

CM+ Corkhearn Morrison International Pty Ltd

Project	10127 150 Epping Road, Lane Cove	Title	Site Analysis
		Date	March 14
Drawn	Menton	Drawing No.	A 002
		Issue	B

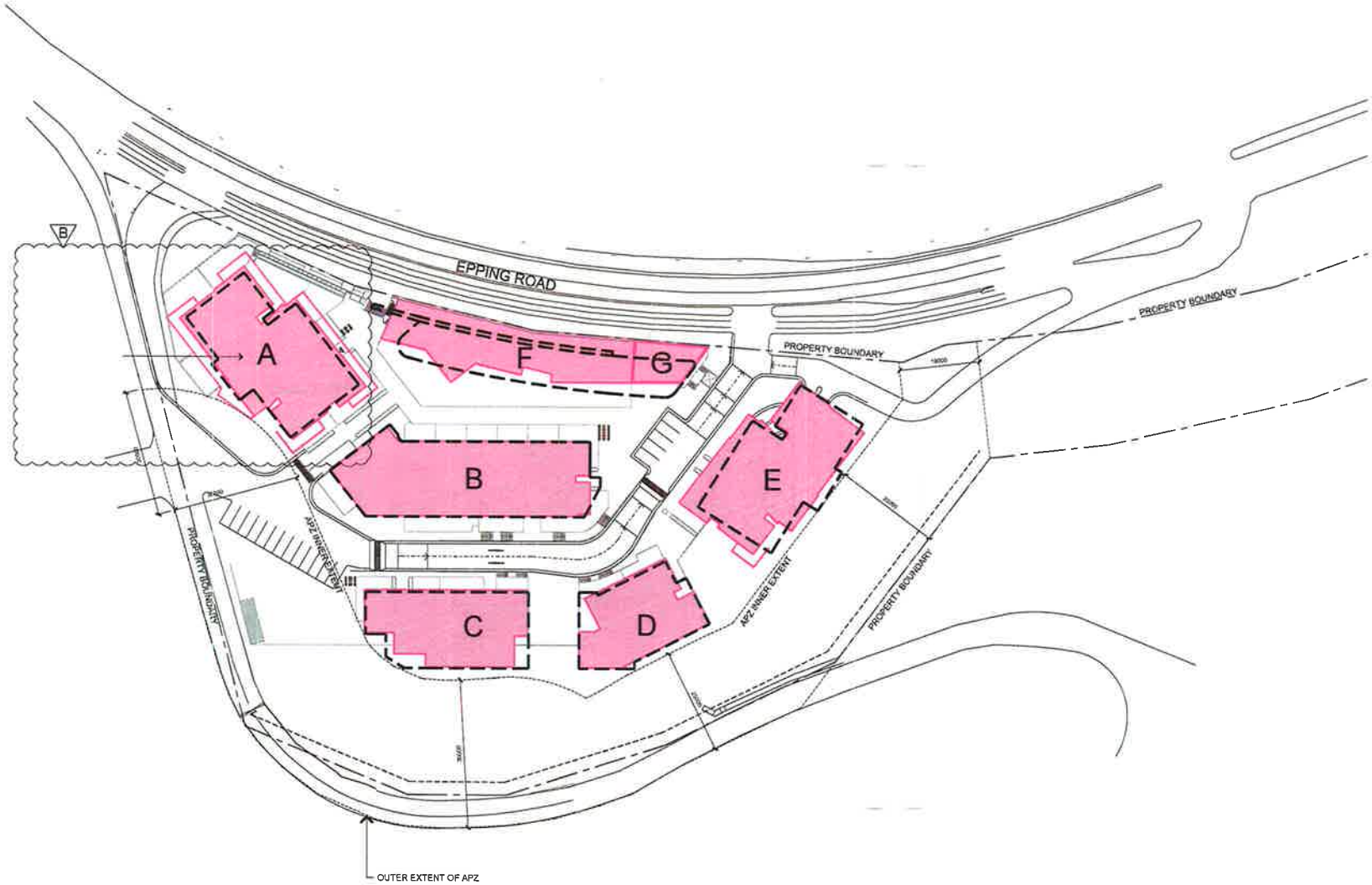

LEGEND

PROPOSED BUILDING ENVELOPES

APPROVED CONCEPT DESIGN BUILDING ENVELOPES

01 FOOTPRINT COMPARISON 1:500@A1

Date	Amendment	Issue
28.05.14	Revised DA For Council Approval	B
05.03.14	DA Issue For Council Approval	A

Notes

Verify all dimensions on site before commencing work. Report all discrepancies to the Architect Prior to construction. Use figured dimensions in preference to scaled dimensions.

Drawings made to larger scales and those showing particular parts of the works take precedence over drawings made to smaller scales or for general purposes.

All work is to conform to relevant Australian Standards and Codes together with all Authorities' requirements and Regulations.

CM+ Corkysbane Morrison International Pty Ltd

Project	10127	Title	Footprint Comparison
	150 Epping Road, Lane Cove	Date	March 14
Client	Meriton	Drg No.	A 003
		Issue	B

DA ISSUE

ISSUE	DATE	REVISION	BY
C	08.08.14	ISSUED FOR DA APPROVAL	NJ

GENERAL NOTES

THIS DRAWING IS THE EXCLUSIVE PROPERTY OF THE DEVELOPER & THE REPRODUCTION OF ANY PART WITHOUT THE PRIOR WRITTEN CONSENT OF THE DEVELOPER IS A VIOLATION OF APPLICABLE LAWS. IN NO EVENT SHALL THE DEVELOPER BE HELD LIABLE FOR SPECIAL, COLLATERAL, INCIDENTAL OR CONSEQUENTIAL LIABILITY IN CONNECTION WITH THE USE OF THIS DIGITAL DATA ONCE RELEASED FROM THE DEVELOPER'S OFFICE. THIS DRAWING IS TO BE READ & UNDERSTOOD IN CONJUNCTION WITH THE STRUCTURAL, MECHANICAL, ELECTRICAL & /OR ANY OTHER CONSULTANTS DISCLAIMER STATEMENTS AS MAY BE APPLICABLE TO THE PROJECT PRIOR TO THE START OF ANY WORKS AND FOR ITS DURATION.

DO NOT SCALE

NORTH

Meriton
Builders & Developers

PROJECT
LANE COVE
150 EPPING ROAD,
LANE COVE, NSW 2066

DRAWING TITLE
SITE - ROOF PLAN

PROJECT No.	DATE	DRAWING No.	REV.
786	JUN 2014	A010	C
DRAWN BY	SCALE		
	1 500		

CAD FILE

14/08/2014 8:05:20 AM

A1

KEY PLAN

L5 RL. 35.10
BLD-C L5 RL. 34.60

ISSUE	DATE	REVISION	BY
C	06.06.14	ISSUED FOR DA APPROVAL	NGJ

GENERAL NOTES

THE DRAWING IS THE EXCLUSIVE PROPERTY OF THE DEVELOPER & THE REPRODUCTION OF ANY PART WITHOUT THE PRIOR WRITTEN CONSENT OF THE DEVELOPER IS A VIOLATION OF APPLICABLE LAWS. NOR EVERT SHALL THE DEVELOPER BE HELD LIABLE FOR SPECIAL COLLATERAL INCIDENTAL OR CONSEQUENTIAL LIABILITY IN CONNECTION WITH THE USE OF THIS DIGITAL DATA ONCE RELEASED FROM THE DEVELOPER'S OFFICE. THIS DRAWING IS TO BE READ & UNDERSTOOD IN CONJUNCTION WITH THE STRUCTURAL, MECHANICAL, ELECTRICAL & / OR ANY OTHER CONSULTANTS DOCUMENTATION AS MAY BE APPLICABLE TO THE PROJECT PRIOR TO THE START OF ANY WORKS AND FOR ITS DURATION

DO NOT SCALE

NORTH

Meriton
Builders & Developers

PROJECT
LANE COVE
150 EPPING ROAD,
LANE COVE, NSW 2066

DRAWING TITLE
SITE - TYPICAL

PROJECT No.	DATE	DRAWING No.	REV.
786	JUN 2014	A011	C
DRAWN BY	SCALE 1 : 500		

CAD FILE E:_Revit_2013\Lane-Cove\Lane_Cove_A_Ciar_Park_Solar_CF_TJ.rvt

DA ISSUE

16/06/2014 11:13:44 AM

A1

KEY PLAN

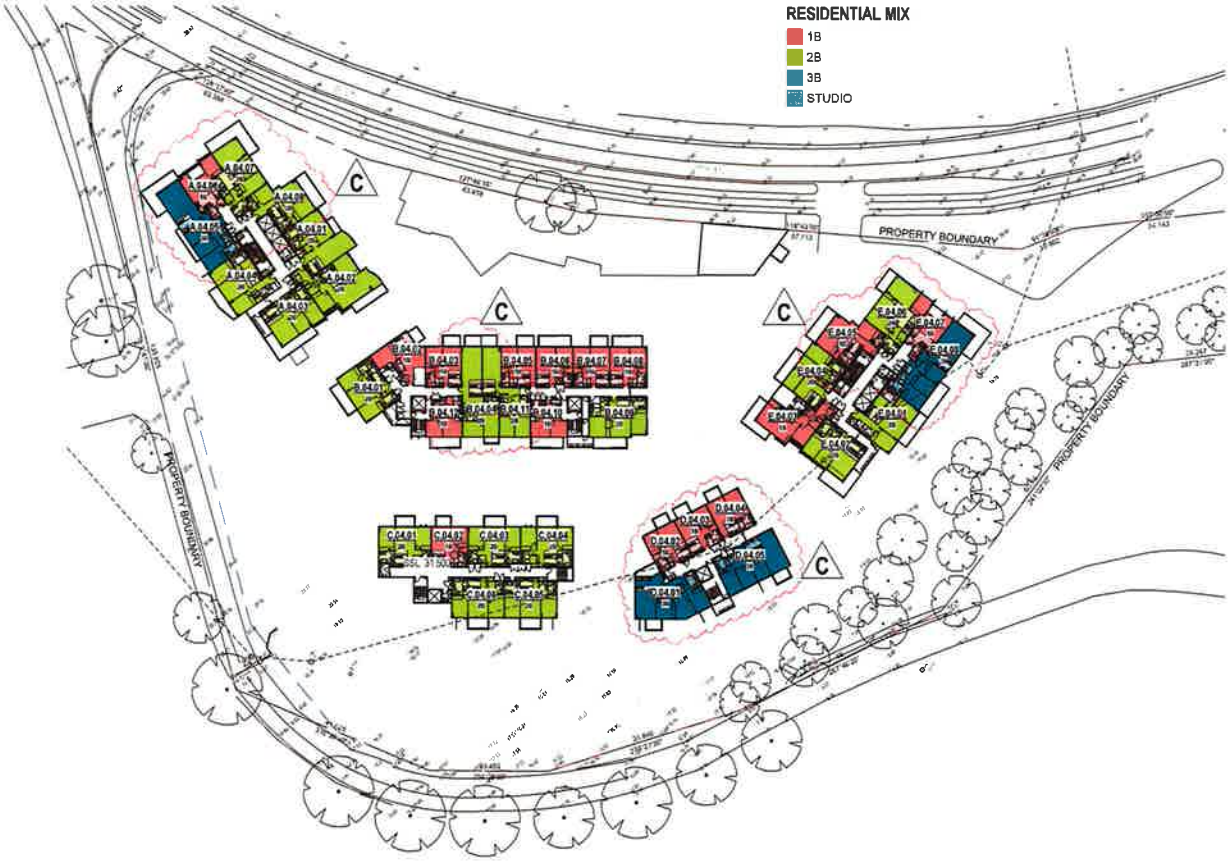

1 Level 4
1 : 500

L4 RL. 32.00
BLD-C L4 RL. 31.50

DA ISSUE

ISSUE	DATE	REVISION	BY
C	05.08.14	ISSUED FOR DA APPROVAL	TGO

GENERAL NOTES

THIS DRAWING IS THE EXCLUSIVE PROPERTY OF THE DEVELOPER & THE REPRODUCTION OF ANY PART WITH OUT THE PRIOR WRITTEN CONSENT OF THE DEVELOPER IS A VIOLATION OF APPLICABLE LAWS. IN NO EVENT SHALL THE DEVELOPER BE HELD LIABLE FOR SPECIAL, COLLATERAL, INCIDENTAL OR CONSEQUENTIAL LIABILITY IN CONNECTION WITH THE USE OF THIS DIGITAL DATA ONCE RELEASED FROM THE DEVELOPER'S OFFICE. THIS DRAWING IS TO BE READ & UNDERSTOOD IN CONJUNCTION WITH THE STRUCTURAL, MECHANICAL, ELECTRICAL & / OR ANY OTHER CONSULTANTS DOCUMENTATION AS MAY BE APPLICABLE TO THE PROJECT PRIOR TO THE START OF ANY WORKS AND FOR ITS DURATION.

DO NOT SCALE

NORTH

Merlton
Builders & Developers
Level 11, 530 Kent Street, Sydney NSW 2000
Tel. (02) 9267 2688 Fax (02) 9267 2777
Email info@merlton.com.au
Web Site: http://www.merlton.com.au

PROJECT
LANE COVE
150 EPPING ROAD,
LANE COVE, NSW 2066

DRAWING TITLE
SITE - LEVEL 4

PROJECT No.	DATE	DRAWING No.	REV.
755	JUN 2014	A012	C
DRAWN BY	SCALE 1 : 500		

CAD FILE

18/08/2014 2:44:05 PM

A1

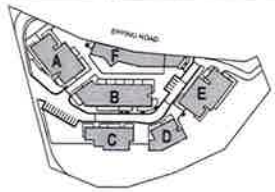

KEY PLAN

PARKING SCHEDULE - L3	
Type	COUNT
Visitor (Outside)	5
	5

1 Level 3
1 : 500

L3 RL. 28.50
BLD-C L3 RL. 28.40

DA ISSUE

ISSUE	DATE	REVISION	BY
C	08.08.14	ISSUED FOR DA APPROVAL	TCLI

GENERAL NOTES

THIS DRAWING IS THE EXCLUSIVE PROPERTY OF THE DEVELOPER & THE REPRODUCTION OF ANY PART WITHOUT THE PRIOR WRITTEN CONSENT OF THE DEVELOPER IS A VIOLATION OF APPLICABLE LAWS. IN NO EVENT SHALL THE DEVELOPER BE HELD LIABLE FOR SPECIAL COLLATERAL, INCIDENTAL OR CONSEQUENTIAL LIABILITY IN CONNECTION WITH THE USE OF THIS DIGITAL DATA ONCE RELEASED FROM THE DEVELOPER'S OFFICE. THIS DRAWING IS TO BE READ & UNDERSTOOD IN CONJUNCTION WITH THE STRUCTURAL, MECHANICAL, ELECTRICAL & / OR ANY OTHER CONSULTANTS DOCUMENTATION AS MAY BE APPLICABLE TO THE PROJECT PRIOR TO THE START OF ANY WORKS AND FOR ITS DURATION.

DO NOT SCALE

NORTH

Meriton
Builders & Developers
Level 11, 139 Kent Street, Sydney NSW 2000
Tel (02) 9287 2888 Fax (02) 9287 2777
Email: info@developments.meriton.com.au
Internet: http://www.meriton.com.au

PROJECT
LANE COVE
150 EPPING ROAD,
LANE COVE, NSW 2066

DRAWING TITLE
SITE - LEVEL 3

PROJECT No.	DATE	DRAWING No.	REV.
786	JUN 2014	A013	C
DRAWN BY	SCALE 1 : 500		

DWG FILE

16/08/2014 11:14:14 AM

A1

KEY PLAN

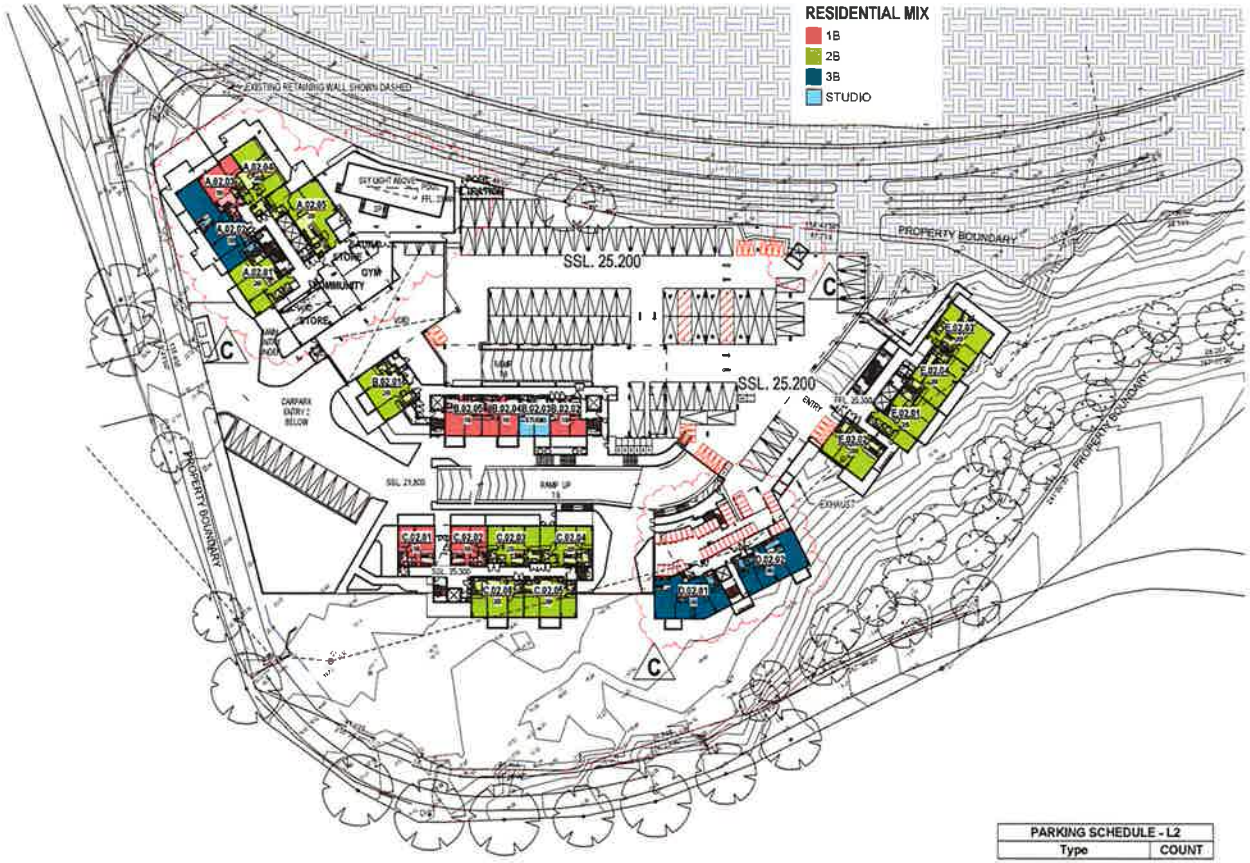

PARKING SCHEDULE - L2	
Type	COUNT
1000 x 2000 x 2400H	46
Center	10
Childcare	15
Motorbike	22
Residential	42
Residential (Disbaled)	8
Residential (Stacked)	14
Wash Bay	1
	158

1 Level 2
1 : 500

L2 RL. 25.30

DA ISSUE

ISSUE	DATE	REVISION	BY
C	06.06.14	ISSUED FOR DA APPROVAL	TGJ

GENERAL NOTES

THIS DRAWING IS THE EXCLUSIVE PROPERTY OF THE DEVELOPER & THE REPRODUCTION OF ANY PART WITHOUT THE PRIOR WRITTEN CONSENT OF THE DEVELOPER IS A VIOLATION OF APPLICABLE LAWS. IN NO EVENT SHALL THE DEVELOPER BE HELD LIABLE FOR SPECIAL, COLLATERAL, INCIDENTAL OR CONSEQUENTIAL LIABILITY IN CONNECTION WITH THE USE OF THIS DIGITAL DATA ONCE RELEASED FROM THE DEVELOPER'S OFFICE. THIS DRAWING & TO BE READ & UNDERSTOOD IN CONJUNCTION WITH THE STRUCTURAL, MECHANICAL, ELECTRICAL & (OR ANY OTHER CONSULTANTS DOCUMENTATION AS MAY BE APPLICABLE TO THE PROJECT PRIOR TO THE START OF ANY WORKS AND FOR ITS DURATION.

DO NOT SCALE

NORTH

Meriton
Builders & Developers
Level 11, 123 Pitt Street, Sydney NSW 2000
Tel: (02) 9287 2888 Fax: (02) 9287 2777
Email: info@meriton.com.au
Website: http://www.meriton.com.au

PROJECT
LANE COVE
150 EPPING ROAD,
LANE COVE, NSW 2066

DRAWING TITLE
SITE - LEVEL 2

PROJECT No.	DATE	DRAWING No.	REV.
766	JUN 2014	A020	C
DRAWN BY	SCALE 1 : 500		

DATE FILE E:_Revit_JOTS\Lane Cove\Lane_Cove_R_Ext_Para_Solar_CP_TJ.rvt

15/08/2014 11:14:31 AM

A1

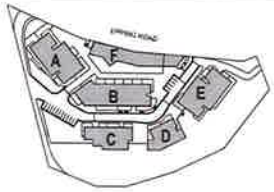

KEY PLAN

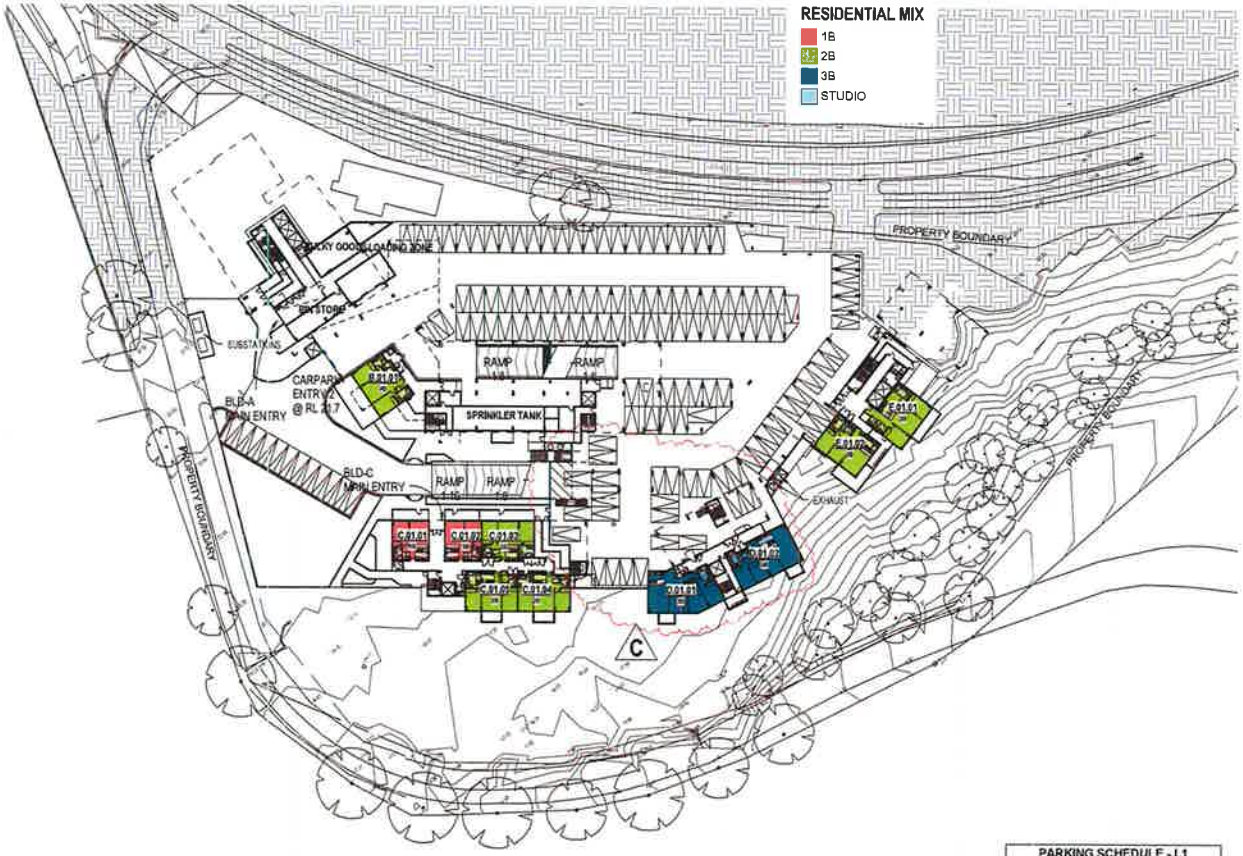

PARKING SCHEDULE - L1	
Type	COUNT
Residential	29
Residential (Stacked)	18
Visitor	76
Visitor (Outside)	12
	135

1 Level 1
1 : 500

L1 RL. 21.80

DA ISSUE

ISSUE	DATE	REVISION	BY
C	06.06.14	ISSUED FOR DA APPROVAL	

GENERAL NOTES

THIS DRAWING IS THE EXCLUSIVE PROPERTY OF THE DEVELOPER & THE REPRODUCTION OF ANY PART WITHOUT THE PRIOR WRITTEN CONSENT OF THE DEVELOPER IS A VIOLATION OF APPLICABLE LAWS. IN NO EVENT SHALL THE DEVELOPER BE HELD LIABLE FOR SPECIAL, COLLATERAL, INCIDENTAL OR CONSEQUENTIAL LIABILITY IN CONNECTION WITH THE USE OF THIS DIGITAL DATA ONCE RELEASED FROM THE DEVELOPER'S OFFICE. THIS DRAWING IS TO BE READ & UNDERSTOOD IN CONJUNCTION WITH THE STRUCTURAL, MECHANICAL, ELECTRICAL & / OR ANY OTHER CONSULTANTS DOCUMENTATION AS MAY BE APPLICABLE TO THE PROJECT PRIOR TO THE START OF ANY WORKS AND FOR ITS DURATION.

DO NOT SCALE

NORTH

Merlton
Builders & Developers
Level 1, 530 Kent Street, Sydney NSW 2000
Tel (02) 9267 2000 Fax (02) 9267 2777
Email info@merlton.com.au
Internet http://www.merlton.com.au

PROJECT
LANE COVE
150 EPPING ROAD,
LANE COVE, NSW 2066

DRAWING TITLE
SITE - LEVEL 1

PROJECT No.	DATE	DRAWING No.	REV.
786	JUN 2014	A021	C
DRAWN BY	SCALE 1 : 500		

CAD FILE E:\Revit_2012\Lane Cove\Lane_Cove_A_Car_Park_Solar_CP_T3.rvt

18/06/2014 11:14:44 AM

A1

KEY PLAN

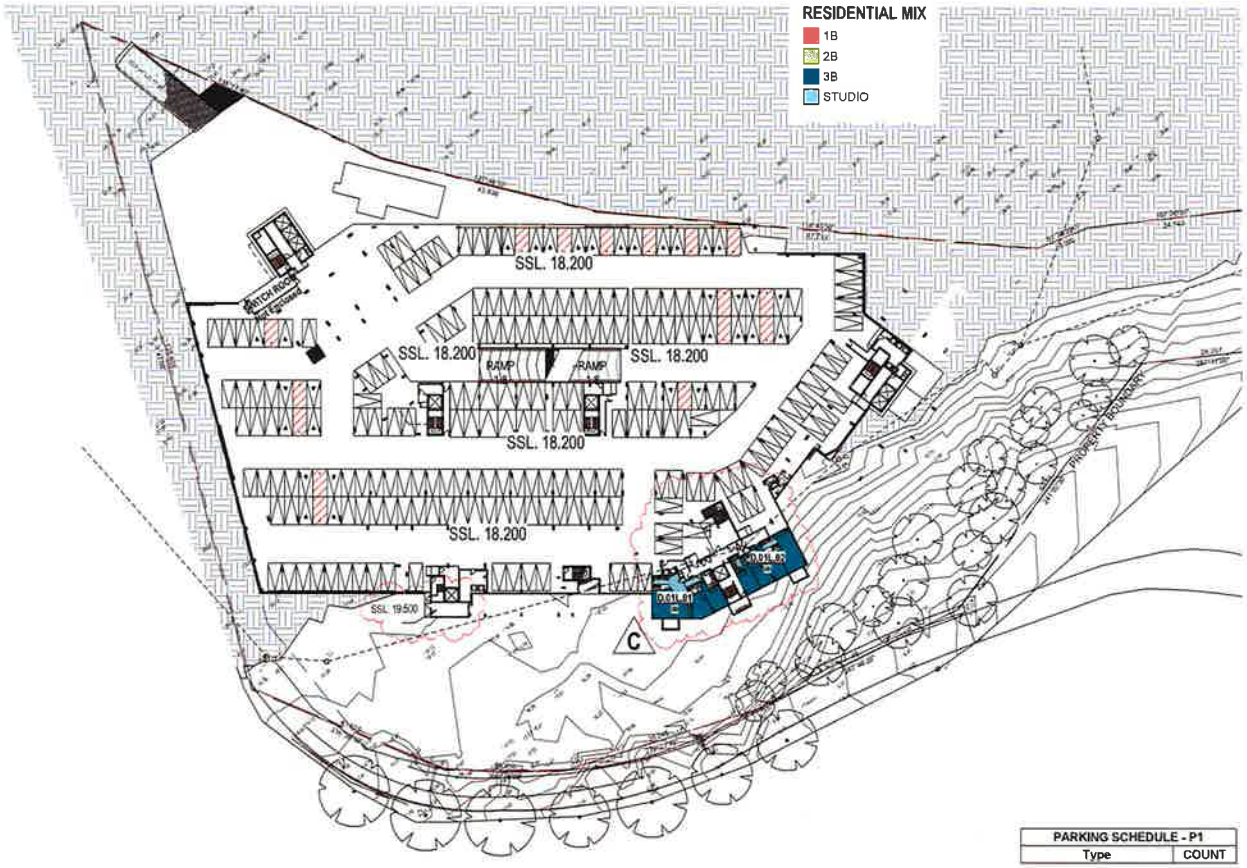

PARKING SCHEDULE - P1	
Type	COUNT
Residential	142
Residential (Disbaled)	31
Residential (Stacked)	38
	211

1 PARKING LEVEL 1
1 : 500

P1 RL. 18.30

DA ISSUE

ISSUE	DATE	REVISION	BY
C	08.08.14	ISSUED FOR DA APPROVAL	TRU

GENERAL NOTES

THIS DRAWING IS THE EXCLUSIVE PROPERTY OF THE DEVELOPER & THE REPRODUCTION OF ANY PART WITHOUT THE PRIOR WRITTEN CONSENT OF THE DEVELOPER IS A VIOLATION OF APPLICABLE LAWS. IN NO EVENT SHALL THE DEVELOPER BE HELD LIABLE FOR SPECIAL, COLLATERAL, INCIDENTAL OR CONSEQUENTIAL LIABILITY IN CONNECTION WITH THE USE OF THIS DIGITAL DATA ONCE RELEASED FROM THE DEVELOPER'S OFFICE. THIS DRAWING IS TO BE READ & UNDERSTOOD IN CONJUNCTION WITH THE STRUCTURAL, MECHANICAL, ELECTRICAL & / OR ANY OTHER CONSULTANTS DOCUMENTATION AS MAY BE APPLICABLE TO THE PROJECT PRIOR TO THE START OF ANY WORKS AND FOR ITS DURATION.

DO NOT SCALE

NORTH

Meriton
Builders & Developers
Level 11, 528 Kent Street, Sydney NSW 2000
Tel: (02) 9287 2888 Fax: (02) 9287 2777
Email: info@meriton.com.au
Website: http://www.meriton.com.au

PROJECT
LANE COVE
150 EPPING ROAD,
LANE COVE, NSW 2066

DRAWING TITLE
SITE - PARKING LEVEL 1

PROJECT No.	DATE	DRAWING No.	REV.
786	JUN 2014	A022	C
DRAWN BY	SCALE 1 : 500		

DATE/TIME E:_Revit_2013\Lane-Cove\Lane_Cove_A_CW_Park_Solar_CF_Tim.rvt

18/08/2014 11:14:56 AM

A1

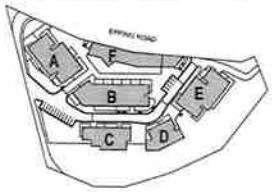

KEY PLAN

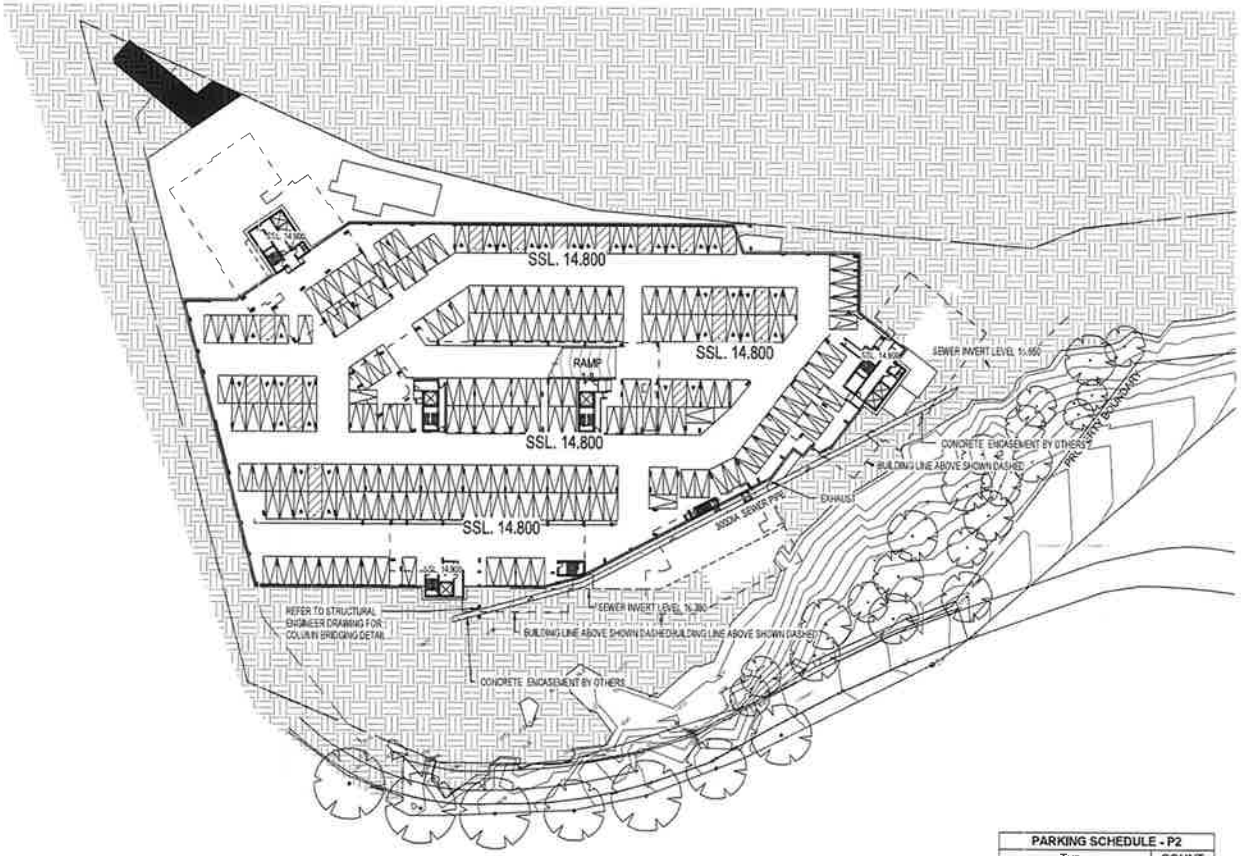

PARKING SCHEDULE - P2	
Type	COUNT
Residential	136
Residential (Disbaled)	36
Residential (Stacked)	37
	208

1 CARPARK LEVEL 2
1 : 500

P2 RL. 14.80

DA ISSUE

ISSUE	DATE	REVISION	BY
C	08.05.14	ISSUED FOR DA APPROVAL	

GENERAL NOTES

THE DRAWING IS THE EXCLUSIVE PROPERTY OF THE DEVELOPER & THE REPRODUCTION OF ANY PART THEREOF THE PRIOR WRITTEN CONSENT OF THE DEVELOPER. IN A VIOLATION OF APPLICABLE LAWS, IN NO EVENT SHALL THE DEVELOPER BE HELD LIABLE FOR SPECIAL, COLLATERAL, INCIDENTAL OR CONSEQUENTIAL LIABILITY IN CONNECTION WITH THE USE OF THIS ORIGINAL DATA ONCE RELEASED FROM THE DEVELOPER'S OFFICE. THIS DRAWING IS TO BE READ & INTERPRETED IN CONJUNCTION WITH THE STRUCTURAL, MECHANICAL, ELECTRICAL & / OR ANY OTHER CONSULTANTS DOCUMENTATION AS MAY BE APPLICABLE TO THE PROJECT PRIOR TO THE START OF ANY WORKS AND FOR ITS DURATION.

DO NOT SCALE

NORTH

Meriton
Builders & Developers

PROJECT
LANE COVE
150 EPPING ROAD,
LANE COVE, NSW 2066

DRAWING TITLE
SITE - PARKING LEVEL 2

PROJECT No.	DATE	DRAWING No.	ISS.
786	JUN 2014	A023	C
DRAWN BY	SCALE		
	1 : 500		

CAD FILE

16/06/2014 11:15:05 AM

A1

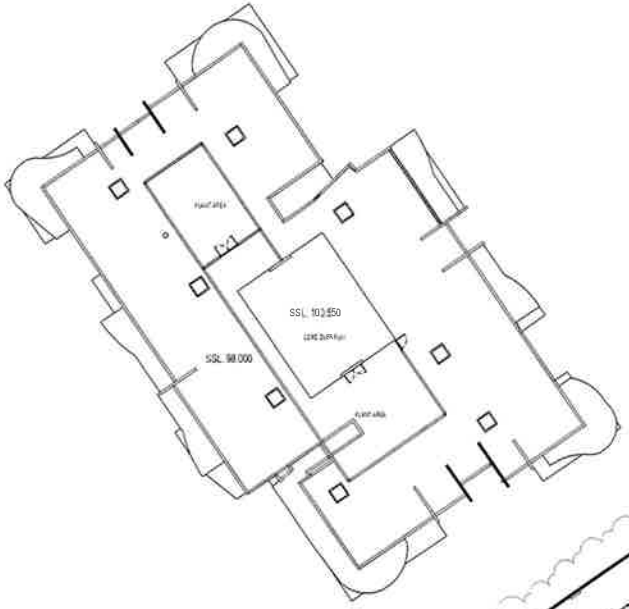

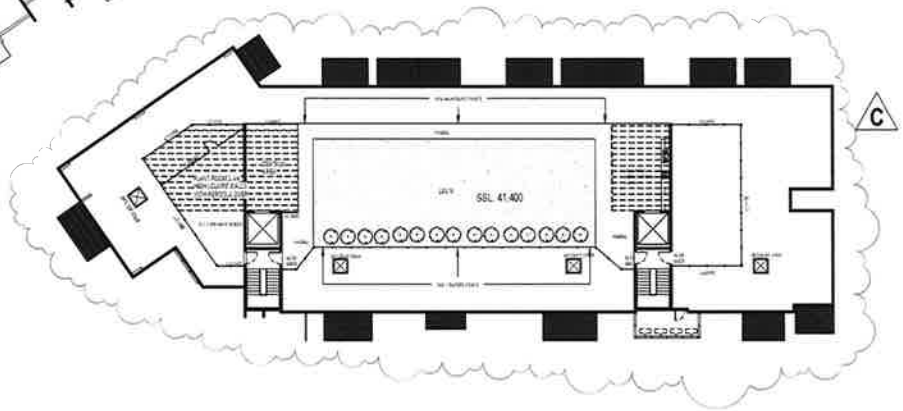

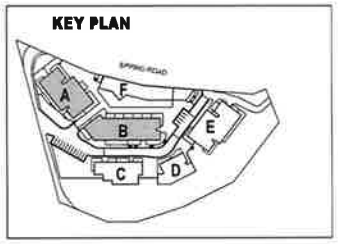

DA ISSUE

ISSUE	DATE	REVISION	BY
C	08.08.14	ISSUED FOR DA APPROVAL	NALI

GENERAL NOTES

THIS DRAWING IS THE EXCLUSIVE PROPERTY OF THE DEVELOPER & THE REPRODUCTION OF ANY PART WITHOUT THE PRIOR WRITTEN CONSENT OF THE DEVELOPER IS A VIOLATION OF APPLICABLE LAWS. IN NO EVENT SHALL THE DEVELOPER BE HELD LIABLE FOR SPECIAL COLLATERAL, INCIDENTAL OR CONSEQUENTIAL LIABILITY IN CONNECTION WITH THE USE OF THIS DIGITAL DATA ONCE RELEASED FROM THE DEVELOPER'S OFFICE. THIS DRAWING IS TO BE READ & UNDERSTOOD IN CONJUNCTION WITH THE STRUCTURAL, MECHANICAL, ELECTRICAL & ALL OTHER CONSULTANTS' DOCUMENTATION AS MAY BE APPLICABLE TO THE PROJECT PRIOR TO THE START OF ANY WORKS AND FOR ITS DURATION.

DO NOT SCALE

USE FIGURED DIMENSIONS. ALL TIMES, IF IN DOUBT CHECK WITH THE BUILDER. CONTRACTORS TO CHECK ALL PRIOR TO ANY WORK OR ORDERING ANY DIMENSIONS ON SITE AND SHALL REPORT ALL DISCREPANCIES OR AMBIGUITIES TO THE BUILDER PRIOR TO COMMENCEMENT OF WORK AND DURING THE CONSTRUCTION PHASE.

NORTH

Merlton
Builders & Developers
Level 11, 139 Kent Street, Sydney NSW 2000
Tel: (02) 8297 2888 Fax: (02) 8297 2177
Email: info@designcollaboration.com.au
Internet: http://www.merlton.com.au

PROJECT
LANE COVE
150 EPPING ROAD,
LANE COVE, NSW 2066

DRAWING TITLE
BLD A + B ROOF PLANS

PROJECT No	DATE	DRAWING No.	REV.
765	JUN 2014	A101	C
DRAWN BY	SCALE		
	1 : 200		

DATE FILE E:\Revit_2013\Lane Cove\Lane_Cove_A_Car_Park_Bldg_CF_2014

14/08/2014 8:07:54 AM

A1

1 Building A - Level 21-24
1 : 200

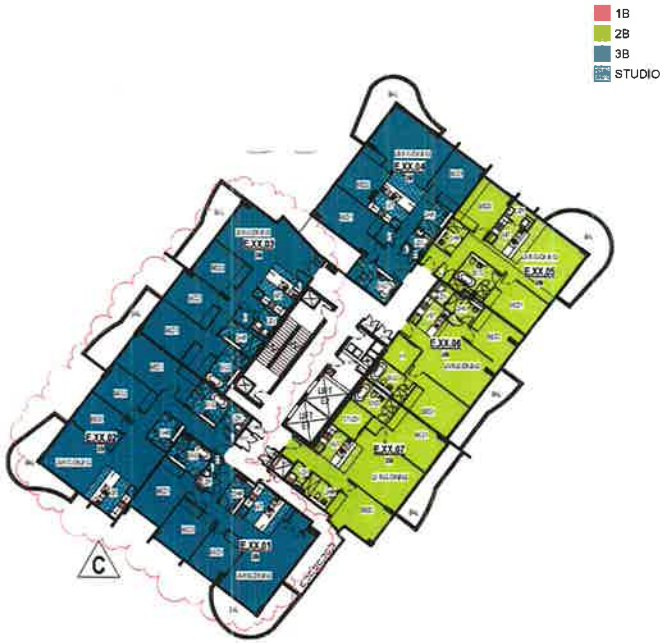

2 Building E - Level 11-12
1 : 200

LEGEND

BAL	BALCONY	L	LINEN CUPBOARD
BED	BEDROOM	KIT	KITCHEN
SHR	BATHROOM	LB	LOBBY
CY	COURTYARD	LDY	LAUNDRY
ENS	ENSUITE	SER	SERVICE ROOM
M	MEDIA ROOM	WA	WASTE ROOM

KEY PLAN

ISSUE	DATE	REVISION	BY
C	06.06.14	ISSUED FOR DA APPROVAL	TWJ

GENERAL NOTES

THIS DRAWING IS THE EXCLUSIVE PROPERTY OF THE DEVELOPER & THE REPRODUCTION OF ANY PART THEREOF WITHOUT THE PRIOR WRITTEN CONSENT OF THE DEVELOPER IS A VIOLATION OF APPLICABLE LAWS. IN NO EVENT SHALL THE DEVELOPER BE HELD LIABLE FOR SPECIAL, CONSEQUENTIAL, INCIDENTAL OR CONSEQUENTIAL DAMAGES IN CONNECTION WITH THE USE OF THE DIGITAL DATA ONCE RELEASED FROM THE DEVELOPER'S OFFICE. THIS DRAWING IS TO BE READ & UNDERSTOOD IN CONJUNCTION WITH THE STRUCTURAL, HYDRAULIC, ELECTRICAL & LIFT AND OTHER CONSULTANTS DOCUMENTATION AS MAY BE APPLICABLE TO THE PROJECT PRIOR TO THE START OF ANY WORKS AND FOR ITS DURATION.

DO NOT SCALE

NORTH

Meriton
Builders & Developers

PROJECT
LANE COVE
150 EPPING ROAD,
LANE COVE, NSW 2066

DRAWING TITLE
BLD A L21-24 & BLD E L11-12

DA ISSUE

PROJECT No.	DATE	DRAWING No.	REV.
786	JUN 2014	A101a	C
DRAWN BY TWJ	SCALE As indicated		

CAD FILE

A1

15/08/2014 11:37:57 AM

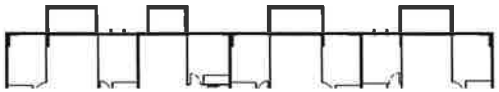

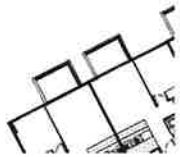

LEGEND

BAL	BALCONY	L	LINEN CUPBOARD
BED	BEDROOM	KIT	KITCHEN
SHR	BATHROOM	LB	LOBBY
CY	COURTYARD	LDY	LAUNDRY
ENS	ENSUITE	SER	SERVICE ROOM
M	MEDIA ROOM	WA	WASTE ROOM

KEY PLAN

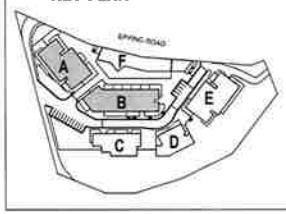

DA ISSUE

ISSUE	DATE	REVISION	BY
C	08.08.14	ISSUED FOR DA APPROVAL	TGJ

GENERAL NOTES

THIS DRAWING IS THE EXCLUSIVE PROPERTY OF THE DEVELOPER & THE REPRODUCTION OF ANY PART WITHOUT THE PRIOR WRITTEN CONSENT OF THE DEVELOPER IS A VIOLATION OF APPLICABLE LAWS. IN NO EVENT SHALL THE DEVELOPER BE HELD LIABLE FOR SPECIAL, COLLATERAL, INCIDENTAL OR CONSEQUENTIAL LIABILITY IN CONNECTION WITH THE USE OF THIS DIGITAL DATA WHICH IS EMANATING FROM THE DEVELOPER'S OFFICE. THIS DRAWING IS TO BE READ & UNDERSTOOD IN CONJUNCTION WITH THE STRUCTURAL, MECHANICAL, ELECTRICAL & / OR ANY OTHER CONSULTANTS DOCUMENTATION AS MAY BE APPLICABLE TO THE PROJECT PRIOR TO THE START OF ANY WORKS AND FOR ITS DURATION.

DO NOT SCALE

USE FIGURED DIMENSIONS. ALL TIMES IN COURT SHOP WITH THE BUILDER CONTRACTORS TO CHECK AND VERIFY ALL LEVELS, DATUMS AND DIMENSIONS ON SITE AND SHALL REPORT ANY DISCREPANCIES OF DRAWINGS TO THE BUILDER PRIOR TO COMMENCEMENT OF WORK OR ORDERING THE CONSTRUCTION PHASE

NORTH

Meriton
Builders & Developers

Level 11 528 Kent Street Sydney NSW 2000
Tel (02) 9287 2888 Fax (02) 9287 2777
Email vdb@design.meriton.com.au
Internet http://www.meriton.com.au

PROJECT
LANE COVE
150 EPPING ROAD,
LANE COVE, NSW 2066

DRAWING TITLE
BLD A + B TYPICAL PLANS

PROJECT No.	DATE	DRAWING No.	ISSUE
786	JUN 2014	A102	C
DRAWN BY	SCALE		
	As Indicated		

CAD FILE E:_Revit_2013\Lane-Cove\Lane_Cove_A_Car_Park_Solar_CF_TJ.rvt

18/08/2014 11:15:13 AM

A1

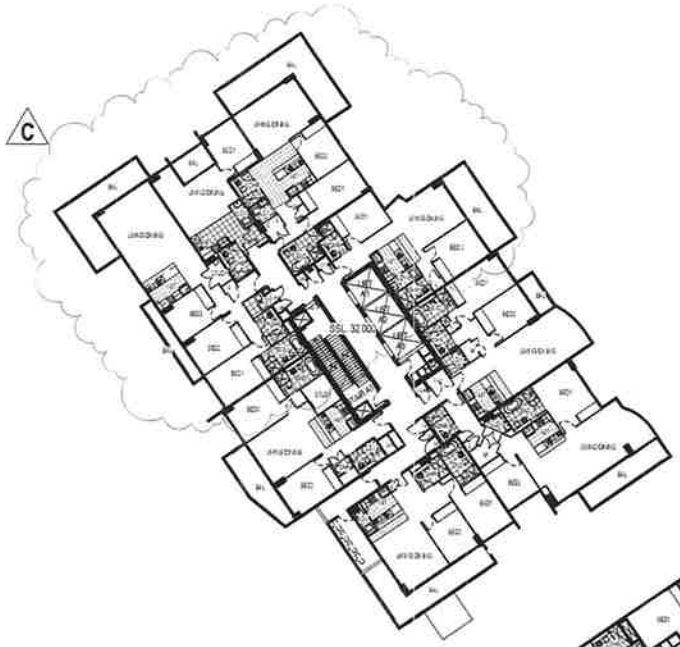

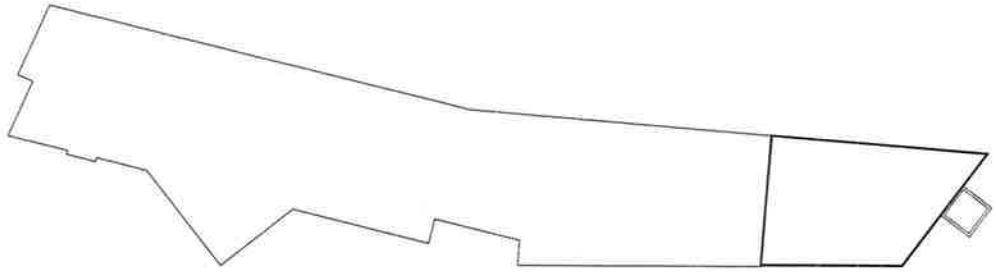

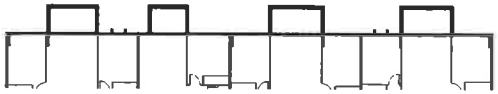

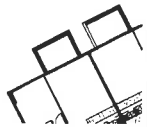

LEGEND

BAL	BALCONY	L	LINEN CUPBOARD
BED	BEDROOM	KIT	KITCHEN
SHR	BATHROOM	LB	LOBBY
CY	COURTYARD	LDY	LAUNDRY
ENS	ENSUITE	SER	SERVICE ROOM
M	MEDIA ROOM	WA	WASTE ROOM

KEY PLAN

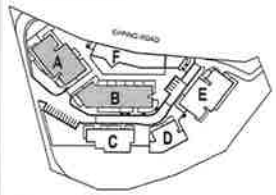

REV	DATE	REVISION	BY
C	09.09.14	ISSUED FOR DA APPROVAL	

GENERAL NOTES

THIS DRAWING IS THE EXCLUSIVE PROPERTY OF THE DEVELOPER & THE REPRODUCTION OF ANY PART WITHOUT THE PRIOR WRITTEN CONSENT OF THE DEVELOPER IS A VIOLATION OF APPLICABLE LAWS. IN NO EVENT SHALL THE DEVELOPER BE HELD LIABLE FOR SPECIAL, COLLATERAL, INCIDENTAL OR CONSEQUENTIAL LIABILITY IN CONNECTION WITH THE USE OF THIS DIGITAL DATA ONCE RELEASED FROM THE DEVELOPER'S OFFICE. THIS DRAWING IS TO BE READ & UNDERSTOOD IN CONJUNCTION WITH THE STRUCTURAL, MECHANICAL, ELECTRICAL & / OR ANY OTHER CONSULTANTS DOCUMENTATION AS MAY BE APPLICABLE TO THE PROJECT PRIOR TO THE START OF ANY WORKS AND FOR ITS DURATION.

DO NOT SCALE

NORTH

Merlton
Builders & Developers
Level 11, 528 Kent Street, Sydney NSW 2000
Tel. (02) 8987 2000 Fax (02) 9267 2277
Email info@designcamaron.com.au
Internet http://www.merlton.com.au

PROJECT
LANE COVE
150 EPPING ROAD,
LANE COVE, NSW 2066

DRAWING TITLE
BLD A + B LEVEL 4

DA ISSUE

PROJECT No. 766	DATE JUN 2014	DRAWING No. A103	REV. C
DRAWN BY	SCALE As indicated		
CAD FILE E:_Revit_2013\LaneCove\Lane_Cove_A_Car_Park_Solar_CF_TJ.rvt			

18/09/2014 11:15:20 AM

A1

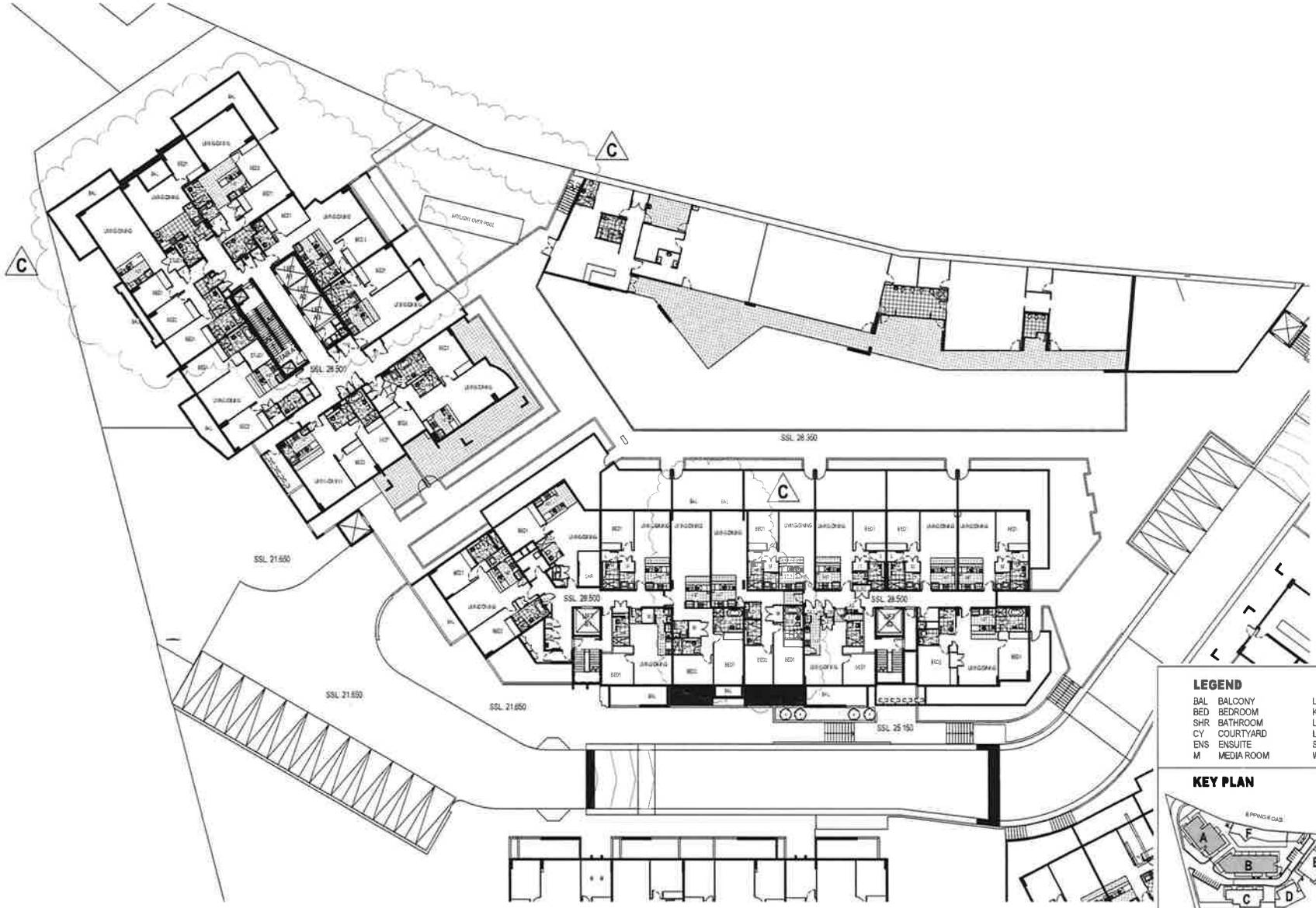

LEGEND

BAL	BALCONY	L	LINEN CUPBOARD
BED	BEDROOM	KIT	KITCHEN
SHR	BATHROOM	LB	LOBBY
CY	COURTYARD	LDY	LAUNDRY
ENS	ENSUITE	SER	SERVICE ROOM
M	MEDIA ROOM	WA	WASTE ROOM

KEY PLAN

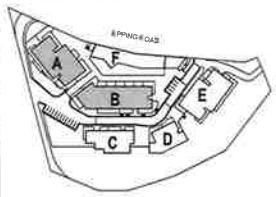

DA ISSUE

ISSUE	DATE	REVISION	BY
C	28.08.14	ISSUED FOR DA APPROVAL	TMJ

GENERAL NOTES

THIS DRAWING IS THE EXCLUSIVE PROPERTY OF THE DEVELOPER & THE REPRODUCTION OF ANY PART WITHOUT THE PRIOR WRITTEN CONSENT OF THE DEVELOPER IS A VIOLATION OF APPLICABLE LAWS. IN NO EVENT SHALL THE DEVELOPER BE HELD LIABLE FOR SPECIAL COLLATERAL, INCIDENTAL OR CONSEQUENTIAL LIABILITY IN CONNECTION WITH THE USE OF THIS DIGITAL DATA ONCE RELEASED FROM THE DEVELOPER'S OFFICE. THIS DRAWING IS TO BE READ & UNDERSTOOD IN CONJUNCTION WITH THE STRUCTURAL, MECHANICAL, ELECTRICAL & FOR ANY OTHER CONSULTANTS DOCUMENTATION AS MAY BE APPLICABLE TO THE PROJECT PRIOR TO THE START OF ANY WORKS AND FOR ITS DURATION.

DO NOT SCALE

NORTH

Merlton
Builders & Developers
Level 11, 528 Kent Street Sydney NSW 2000
Tel (02) 9261 3518 Fax (02) 9261 3177
Email: info@merlton.com.au
Internet: http://www.merlton.com.au

PROJECT
LANE COVE
150 EPPING ROAD,
LANE COVE, NSW 2066

DRAWING TITLE
BLD A + B LEVEL 3

PROJECT No.	DATE	DRAWING No.	REV.
786	JUN 2014	A104	C
DRAWN BY	SCALE		
	As indicated		

CAD FILE

18/08/2014 11:15:29 AM

A1

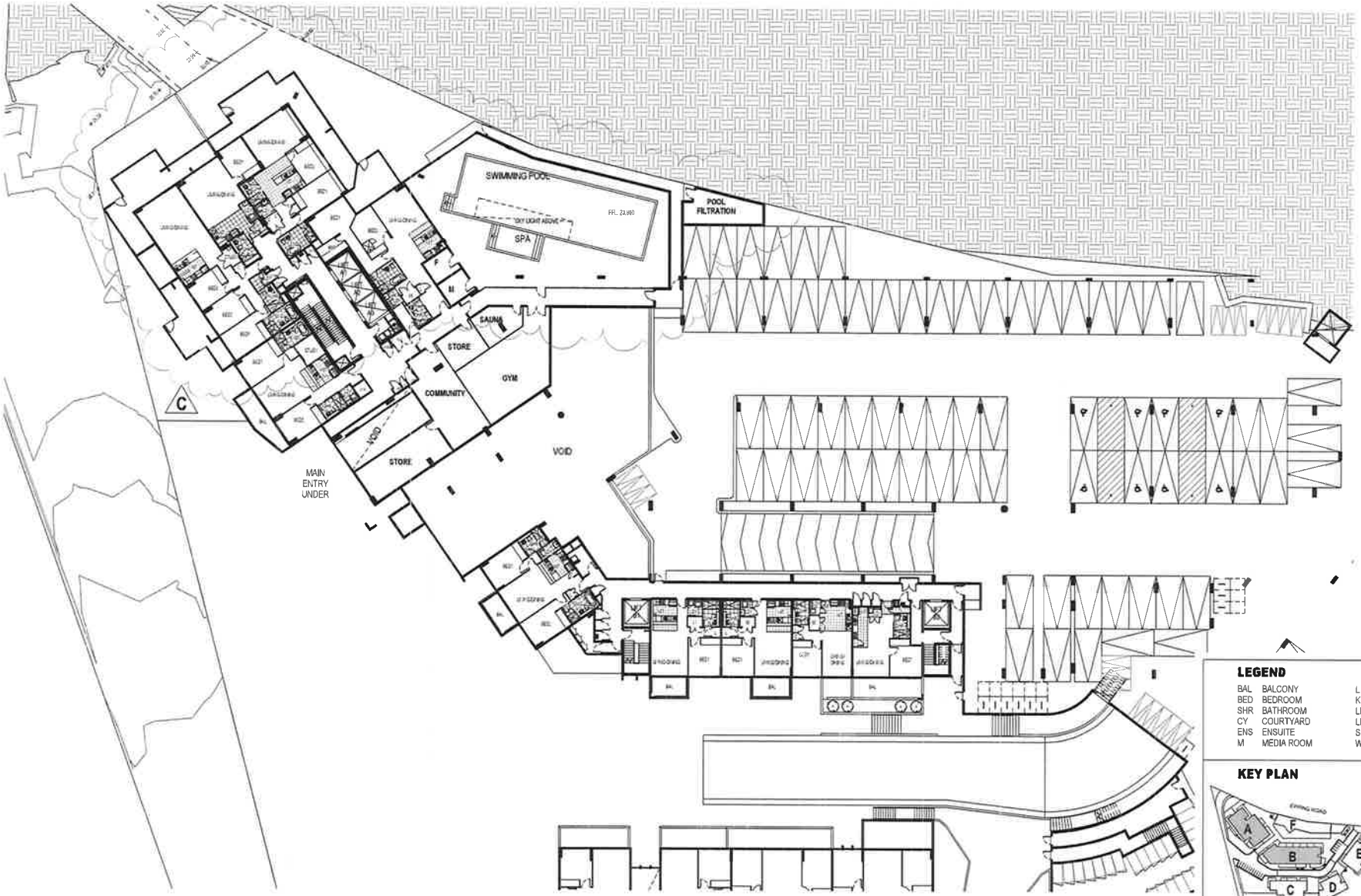

LEGEND

BAL	BALCONY	L	LINEN CUPBOARD
BED	BEDROOM	KIT	KITCHEN
SHR	BATHROOM	LB	LOBBY
CY	COURTYARD	LDY	LAUNDRY
ENS	ENSUITE	SER	SERVICE ROOM
M	MEDIA ROOM	WA	WASTE ROOM

KEY PLAN

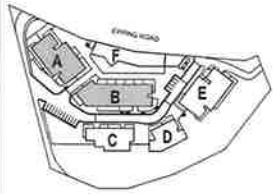

ISSUE	DATE	REVISION	BY
C	05.08.14	ISSUED FOR DA APPROVAL	

GENERAL NOTES

THIS DRAWING IS THE EXCLUSIVE PROPERTY OF THE DEVELOPER & THE REPRODUCTION OF ANY PART (ONLY THE PRIOR WRITTEN CONSENT OF THE DEVELOPER IS A VIOLATION OF APPLICABLE LAWS. IN NO EVENT SHALL THE DEVELOPER BE HELD LIABLE FOR SPECIAL COLLATERAL INCIDENTAL OR CONSEQUENTIAL LIABILITY IN CONNECTION WITH THE USE OF THIS DIGITAL DATA. ONCE RELEASED INTO THE DEVELOPER'S OFFICE THIS DRAWING & TO BE READ & UNDERSTOOD IN CONJUNCTION WITH THE STRUCTURAL MECHANICAL ELECTRICAL & ANY OTHER CONSULTANTS DOCUMENTATION AS MAY BE APPLICABLE TO THE PROJECT PRIOR TO THE START OF ANY WORKS AND FOR ITS DURATION

DO NOT SCALE

NORTH

Meriton
Builders & Developers

PROJECT
LANE COVE
150 EPPING ROAD,
LANE COVE, NSW 2066

DRAWING TITLE
BLD A + B LEVEL 2

DA ISSUE

PROJECT No.	DATE	DRAWING No.	REV.
786	JUN 2014	A105	C
DRAWN BY	SCALE		
	As indicated		

CAD FILE

18/08/2014 2:44:14 PM

A1

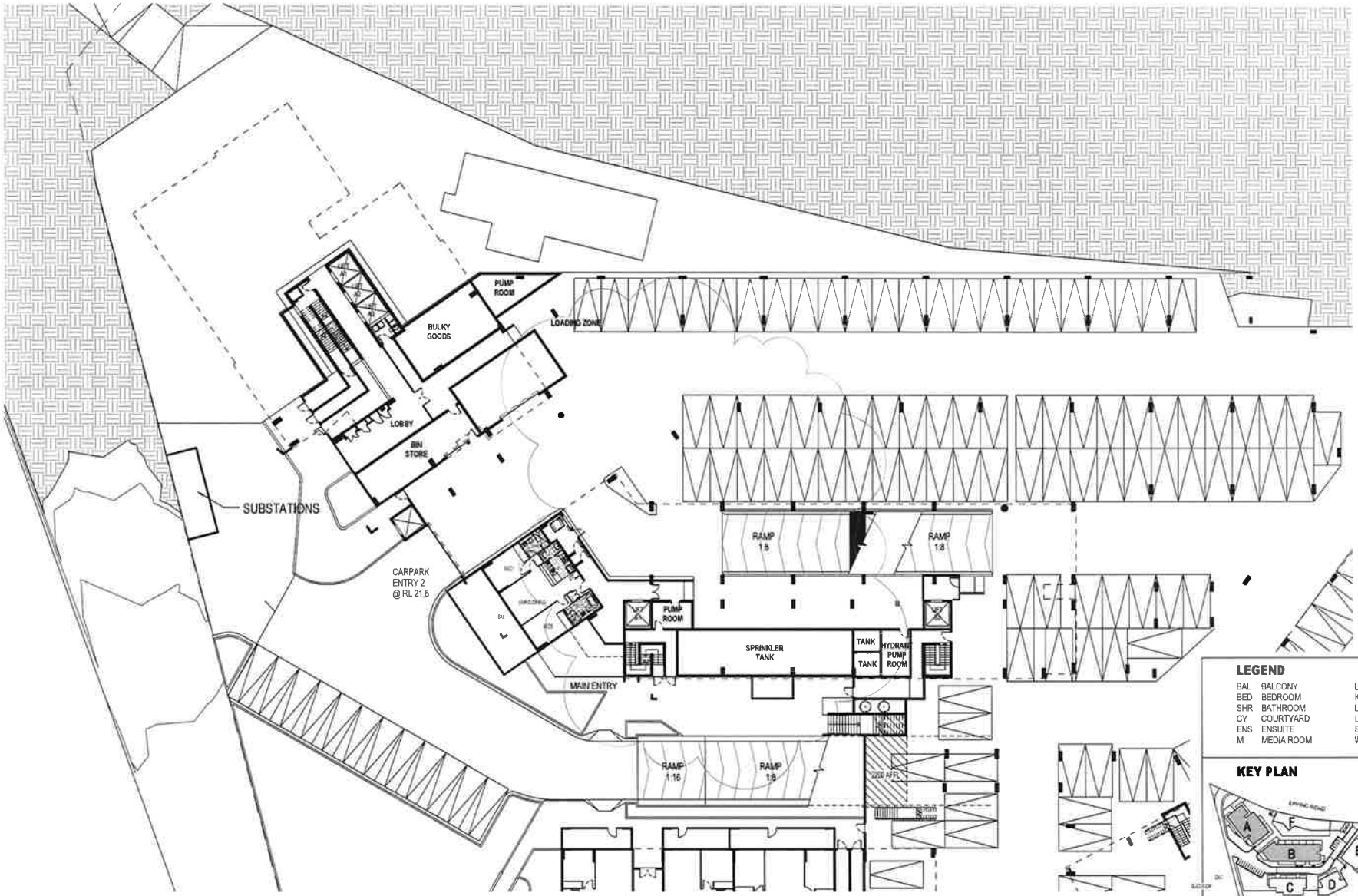

LEGEND

BAL	BALCONY	L	LINEN CUPBOARD
BED	BEDROOM	KIT	KITCHEN
SHR	BATHROOM	LB	LOBBY
CY	COURTYARD	LDY	LAUNDRY
ENS	ENSUITE	SER	SERVICE ROOM
M	MEDIA ROOM	WA	WASTE ROOM

KEY PLAN

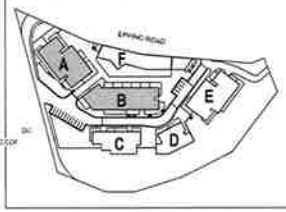

DA ISSUE

ISSUE	DATE	REVISION	BY
C	08.04.14	ISSUED FOR DA APPROVAL	

GENERAL NOTES

THIS DRAWING IS THE EXCLUSIVE PROPERTY OF THE DEVELOPER & THE REPRODUCTION OF ANY PART WITHOUT THE PRIOR WRITTEN CONSENT OF THE DEVELOPER IS A VIOLATION OF APPLICABLE LAWS. IN NO EVENT SHALL THE DEVELOPER BE HELD LIABLE FOR SPECIAL COLLATERAL INCIDENTAL OR CONSEQUENTIAL LIABILITY IN CONNECTION WITH THE USE OF THIS DIGITAL DATA. UNLESS RELEASED FROM THE DEVELOPER'S OFFICE THIS DRAWING IS TO BE READ & UNDERSTOOD IN CONJUNCTION WITH THE STRUCTURAL, MECHANICAL, ELECTRICAL & ANY OTHER CONSULTANTS DOCUMENTATION AS MAY BE APPLICABLE TO THE PROJECT PRIOR TO THE START OF ANY WORKS AND FOR ITS DURATION.

DO NOT SCALE

NORTH

Meriton
Builders & Developers

PROJECT: LANE COVE
150 EPPING ROAD,
LANE COVE, NSW 2066

DRAWING TITLE: BLD A + B LEVEL 1

PROJECT No. 786	DATE JUN 2014	DRAWING No. A106	SDC C
DRAWN BY	SCALE A0 @ 1:100		
CAD FILE			

18/06/2014 11:15:44 AM

A1

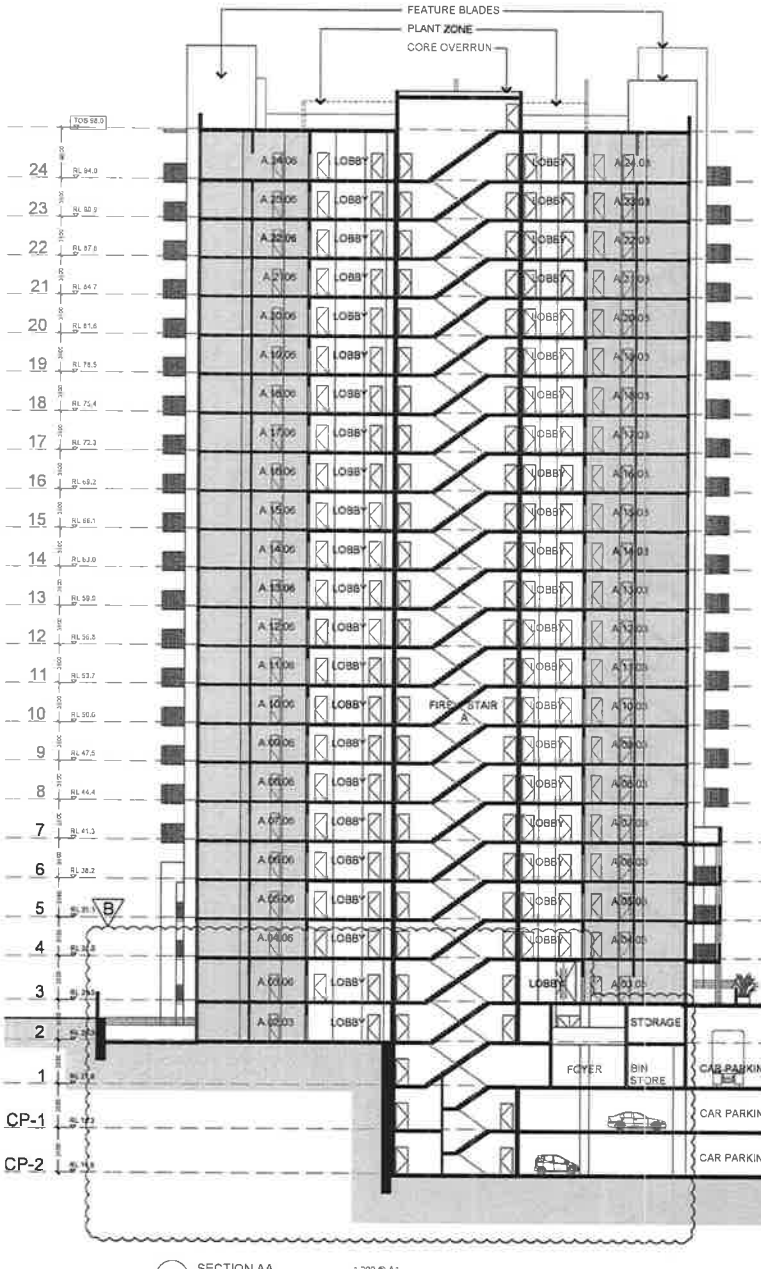

01 SECTION AA 1:200 @ A1
BUILDING A

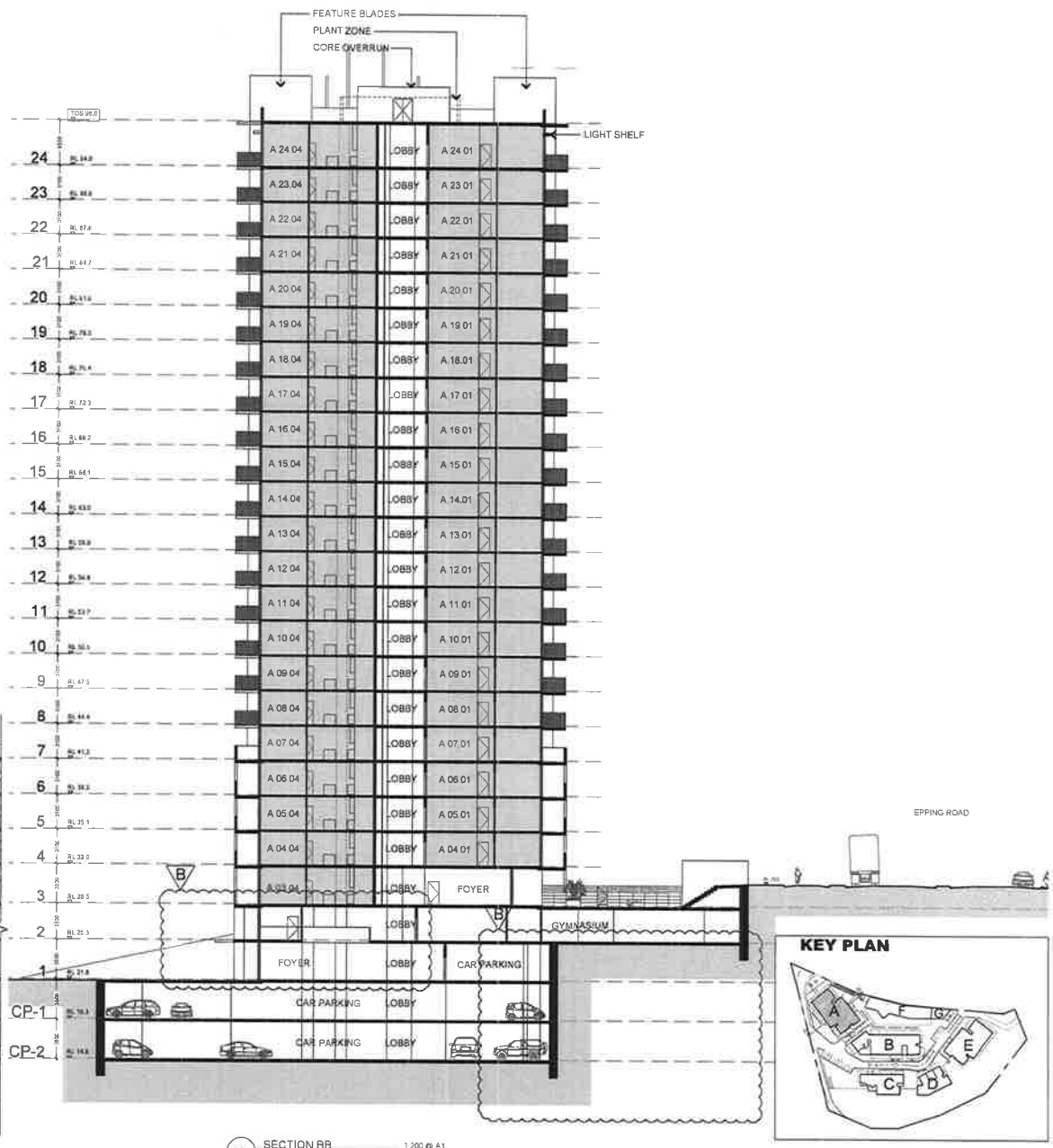

02 SECTION BB 1:200 @ A1
BUILDING A

Date	Amendment	Issue
28.08.14	Revised DA For Council Approval	B
06.03.14	DA Issue For Council Approval	A

Notes
Verify all dimensions on site before commencing work. Report all discrepancies to the Architect Prior to construction. Use figured dimensions in preference to scaled dimensions.
Drawings made to larger scales and those showing particular parts of the work take precedence over drawings made to smaller scales or for general purposes.
All work is to conform to relevant Australian Standards and Codes together with all Authorities' requirements and Regulations.

CM+ Conybeare Morrison International Pty Ltd

Project 10127
150 Epping Road, Lane Cove
Client Mirvac

Title Building A - Sections AA + BB
Date March 14
Drawing No. A 150
Issue B

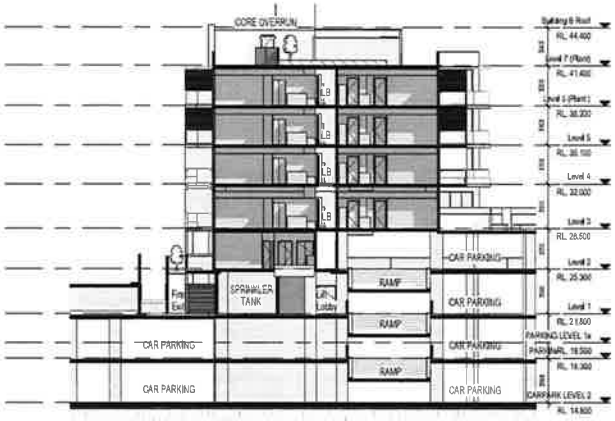

3 BUILDING B SECTION CC
1 : 200

2 BUILDING B SECTION DD
1 : 200

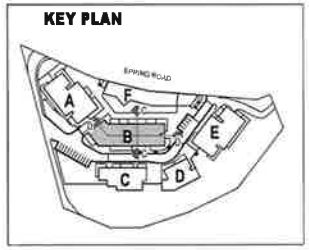

C	08.08.14	ISSUED FOR DA APPROVAL	TGJ
ISSUE	DATE	REVISION	BY

GENERAL NOTES:
THIS DRAWING & THE EXCLUSIVE PROPERTY OF THE DEVELOPER & THE REPRODUCTION OF ANY PART WITHOUT THE PRIOR WRITTEN CONSENT OF THE DEVELOPER IS A VIOLATION OF APPLICABLE LAWS. IN NO EVENT SHALL THE DEVELOPER BE HELD LIABLE FOR SPECIAL, COLLATERAL, INCIDENTAL OR CONSEQUENTIAL LIABILITY IN CONNECTION WITH THE USE OF THIS DIGITAL DATA ONLY. RELEASED FROM THE DEVELOPER'S OFFICE. THIS DRAWING IS TO BE READ & UNDERSTOOD IN CONJUNCTION WITH THE STRUCTURAL, MECHANICAL, ELECTRICAL & ANY OTHER CONSULTANTS DOCUMENTATION AS ARE SO APPLICABLE TO THE PROJECT PRIOR TO THE START OF ANY WORKS AND FOR THE DURATION.

DO NOT SCALE

NORTH

Merlton
Builders & Developers
Level 11, 126 Kent Street, Sydney NSW 2000
Tel: (02) 9287 2888 Fax: (02) 9287 2777
Email: info@merlton.com.au
Website: http://www.merlton.com.au

PROJECT
LANE COVE
150 EPPING ROAD,
LANE COVE, NSW 2066

DRAWING TITLE
BLD B SECTIONS C & D

DA ISSUE

PROJECT No. 766	DATE JUN 2014	DRAWING No. A151	REV. C
DRAWN BY Author	SCALE 1 : 200		
DATE/TIME			

14/08/2014 8:08:47 AM

A1

KEY PLAN

FINISHED LEGEND & MATERIAL TYPE

STONE	
S1	STONE FACING IN SELECTED LIMESTONE
S2	EXTERNAL PAVERS IN SELECTED LIMESTONE
RENDER	
R1	ACRYLIC RENDER IN NATURAL WHITE
R2	ACRYLIC RENDER IN KAHLUA MILK
R3	ACRYLIC RENDER IN MIDNIGHT GREY / CHAMPAGNE / ILLUME WHITE
GLAZING	
G1	CLEAR GLAZING
G2	GREY BODY TINT GLAZING
EXTRUSIONS	
M2	ALUMINIUM PROFILES EXTRUSIONS IN EVENING HAZE MATT POWDERCOAT FINISH
CERAMIC TILES	
B3	ALUMINIUM FRAMED CLEAR GLASS BALUSTRADE
B8	LASERCUT PERFORATED METAL BALCONY SCREEN IN WHITEPOWDERCOAT FINISH
CLADDING	
M1	CLADDING IN CREAM WHITE



1 Building A - North Elevation
1 : 200

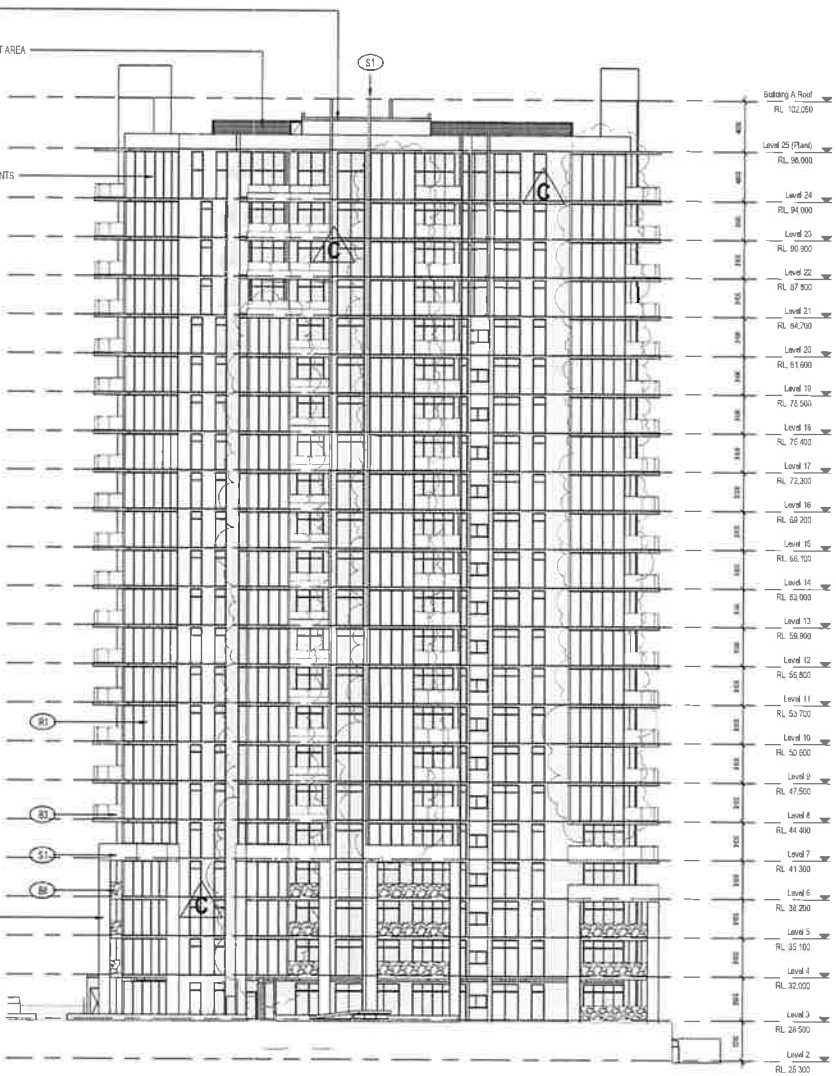

2 Building A - East Elevation
1 : 200

ISSUE	DATE	REVISION	BY
C	18.08.14	ISSUED FOR DA APPROVAL	TWT

GENERAL NOTES

THIS DRAWING IS THE EXCLUSIVE PROPERTY OF THE DEVELOPER & THE REPRODUCTION OF ANY PART WITHOUT THE PRIOR WRITTEN CONSENT OF THE DEVELOPER IS A VIOLATION OF APPLICABLE LAWS. IN NO EVENT SHALL THE DEVELOPER BE HELD LIABLE FOR SPECIAL COLLATERAL, INCIDENTAL OR CONSEQUENTIAL LIABILITY IN CONNECTION WITH THE USE OF THIS DIGITAL DATA ONCE RELEASED FROM THE DEVELOPER'S OFFICE. THIS DRAWING IS TO BE READ & UNDERSTOOD IN CONJUNCTION WITH THE STRUCTURAL, MECHANICAL, ELECTRICAL, OR ANY OTHER CONSULTANTS DOCUMENTATION AS MAY BE APPLICABLE TO THE PROJECT PRIOR TO THE START OF ANY WORKS AND FOR ITS DURATION

DO NOT SCALE

NORTH

Meriton
Builders & Developers

PROJECT
LANE COVE
150 EPPING ROAD,
LANE COVE, NSW 2066

DRAWING TITLE
BLD A EAST + NORTH ELEVATIONS

DA ISSUE

PROJECT No.	DATE	DRAWING No.	REV.
785	JUN 2014	A160	C
DRAWN BY	SCALE		
	As indicated		

CAD FILE: E:_Revit_2013\Lane-Cove\Lane_Cove_A_Car_Park_Solar_CF_TJ.rvt

14/08/2014 6:12:53 AM

A1

KEY PLAN

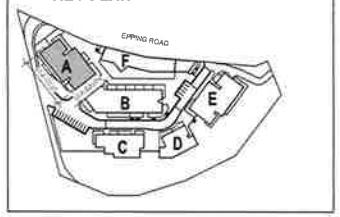

FINISHED LEGEND & MATERIAL TYPE

STONE	
S1	STONE FACING IN SELECTED LIMESTONE
S2	EXTERNAL PAVERS IN SELECTED LIMESTONE
RENDER	
R1	ACRYLIC RENDER IN NATURAL WHITE
R2	ACRYLIC RENDER IN KAHLUA MILK
R3	ACRYLIC RENDER IN MIDNIGHT GREY / CHAMPAGNE / ILLUME WHITE
GLAZING	
G1	CLEAR GLAZING
G2	GREY BODY TINT GLAZING
EXTRUSIONS	
M2	ALUMINIUM PROFILES EXTRUSIONS IN EVENING HAZE MATT POWDERCOAT FINISH
CERAMIC TILES	
B3	ALUMINIUM FRAMED CLEAR GLASS BALUSTRADE
B8	LASERCUT PERFORATED METAL BALCONY SCREEN IN WHITEPOWDERCOAT FINISH
CLADDING	
M1	CLADDING IN CREAM WHITE



2 Building A - West Elevation
1 : 200



1 Building A - South Elevation
1 : 200

ISSUE	DATE	REVISION	BY
C	02.05.14	ISSUED FOR DA APPROVAL	

GENERAL NOTES

THIS DRAWING IS THE EXCLUSIVE PROPERTY OF THE DEVELOPER & THE REPRODUCTION OF ANY PART WITHOUT THE PRIOR WRITTEN CONSENT OF THE DEVELOPER IS A VIOLATION OF APPLICABLE LAWS. IN NO EVENT SHALL THE DEVELOPER BE HELD LIABLE FOR SPECIAL, CONSEQUENTIAL, INCIDENTAL OR CONFIDENTIAL DAMAGES IN CONNECTION WITH THE USE OF THE DIGITAL DATA ONCE RELEASED FROM THE DEVELOPER'S OFFICE. THIS DRAWING IS TO BE READ & UNDERSTOOD IN CONJUNCTION WITH THE STRUCTURAL, MECHANICAL, ELECTRICAL & ANY OTHER CONSULTANTS DOCUMENTATION AS MAY BE APPLICABLE TO THE FULLEST EXTENT TO THE START OF ANY WORKS AND FOR ITS DURATION.

DO NOT SCALE

USE FIGURED DIMENSIONS ONLY. ALL TIMES IN DOUBT CHECK WITH THE MAKERS. CONTRACTORS TO CHECK AND VERIFY ALL FIELD DATUMS AND DIMENSIONS ON SITE AND SHALL REPORT ANY DISCREPANCIES OR DIVERGENCE TO THE BUILDER PRIOR TO COMMENCEMENT OF WORK OR DURING THE CONSTRUCTION PHASE.

NORTH

Merlton
Builders & Developers
Level 11, 528 Kent Street, Sydney NSW 2000
Tel: (02) 9261 2914 Fax: (02) 9261 2177
Email: info@merlton.com.au
Internet: http://www.merlton.com.au

PROJECT
LANE COVE
150 EPPING ROAD,
LANE COVE, NSW 2066

DRAWING TITLE
BLD A SOUTH + WEST ELEVATIONS

DA ISSUE

PROJECT No. 786	DATE JUN 2014	DRAWING No. A161	ISS. C
DRAWN BY	SCALE As indicated		
CAD FILE			

14/06/2014 8:17:08 AM

A1

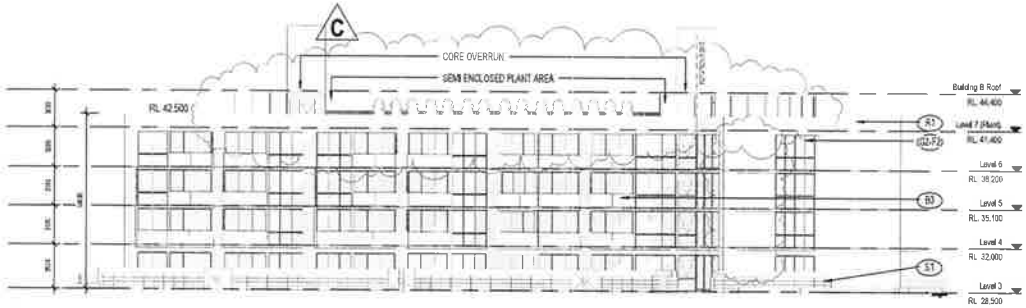

1 Building B - North Elevation
1 : 200

2 Building B - East Elevation
1 : 200

3 Building B - South Elevation
1 : 200

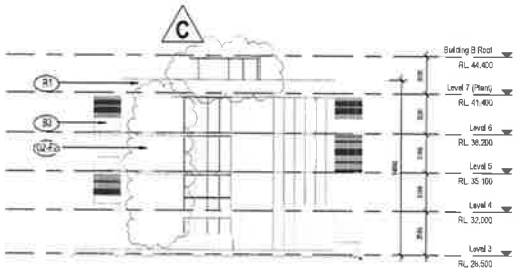

4 Building B - West Elevation
1 : 200

FINISHED LEGEND & MATERIAL TYPE

STONE	
S1	STONE FACING IN SELECTED LIMESTONE
S2	EXTERNAL PAVERS IN SELECTED LIMESTONE
RENDER	
R1	ACRYLIC RENDER IN NATURAL WHITE
R2	ACRYLIC RENDER IN KAHLUA MILK
R3	ACRYLIC RENDER IN MIDNIGHT GREY / CHAMPAGNE / ILLUME WHITE
GLAZING	
G1	CLEAR GLAZING
G2	GREY BODY TINT GLAZING
EXTRUSIONS	
M2	ALUMINIUM PROFILES EXTRUSIONS IN EVENING HAZE MATT POWDERCOAT FINISH
CERAMIC TILES	
B3	ALUMINIUM FRAMED CLEAR GLASS BALUSTRADE
B8	LASERCUT PERFORATED METAL BALCONY SCREEN IN WHITEPOWDERCOAT FINISH
CLADDING	
M1	CLADDING IN CREAM WHITE

KEY PLAN

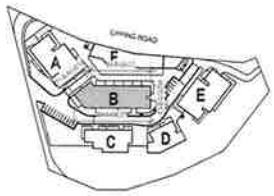

ISSUE	DATE	REVISION	BY
C	08.08.14	ISSUED FOR DA APPROVAL	TKU

GENERAL NOTES

THE DRAWING IS THE EXCLUSIVE PROPERTY OF THE DEVELOPER & THE REPRODUCTION OF ANY PART WITHOUT THE PRIOR WRITTEN CONSENT OF THE DEVELOPER IS A VIOLATION OF APPLICABLE LAWS. IN NO EVENT SHALL THE DEVELOPER BE HELD LIABLE FOR SPECIAL, CONSEQUENTIAL, INCIDENTAL OR COMMERCIAL LIABILITY IN CONNECTION WITH THE USE OF THIS DIGITAL DATA ONCE RELEASED FROM THE DEVELOPER'S OFFICE. THIS DRAWING IS TO BE READ & UNDERSTOOD IN CONJUNCTION WITH THE STRUCTURAL, MECHANICAL, ELECTRICAL, OR ANY OTHER CONSULTANT'S DOCUMENTATION AS MAY BE APPLICABLE TO THE PROJECT PRIOR TO THE START OF ANY WORKS AND FOR ITS DURATION

DO NOT SCALE

NORTH

Meriton
Builders & Developers
Level 11, 126 Pacific Highway, Sydney NSW 2060
Tel: (02) 9361 2000 Fax: (02) 9361 2177
Email: sydbldg@meriton.com.au
Internet: http://www.meriton.com.au

PROJECT
LANE COVE
150 EPPING ROAD,
LANE COVE, NSW 2066

DRAWING TITLE
BLD B ELEVATIONS

DA ISSUE

PROJECT No.	DATE	DRAWING No.	REV.
786	JUN 2014	A162	C

DRAWN BY
SCALE: As indicated
CAD FILE

18/08/2014 11:19:14 AM

A1

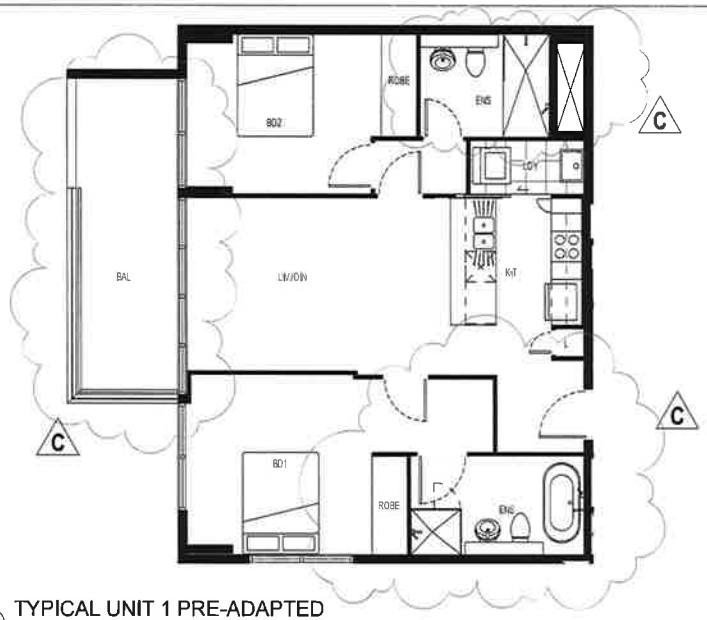

1 TYPICAL UNIT 1 PRE-ADAPTED
1 : 50 (BUILDING B UNIT 01)

2 TYPICAL UNIT 1 ADAPTED
1 : 50 (BUILDING B UNIT 01)

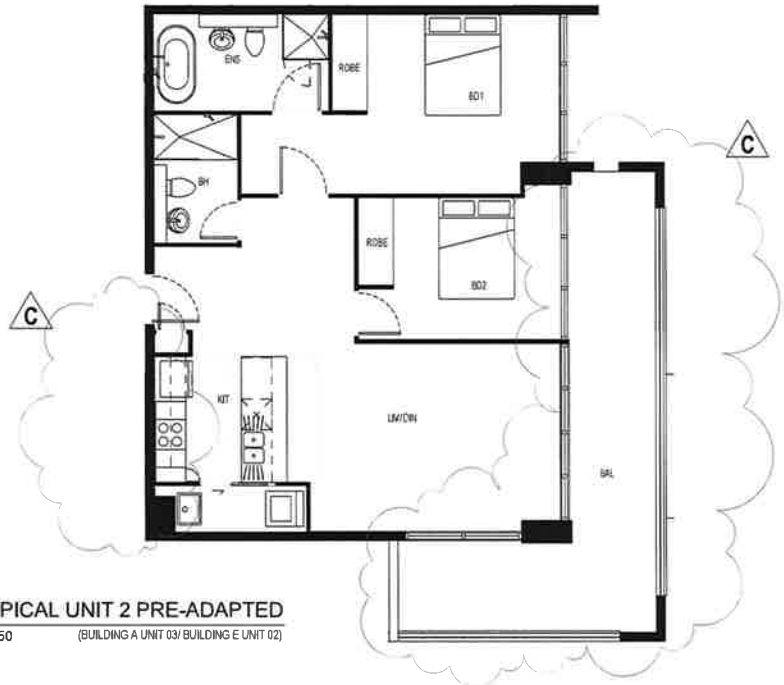

3 TYPICAL UNIT 2 PRE-ADAPTED
1 : 50 (BUILDING A UNIT 03/ BUILDING E UNIT 02)

4 TYPICAL UNIT 2 ADAPTED
1 : 50 (BUILDING A UNIT 03/ BUILDING E UNIT 02)

LEGEND

BAL	BALCONY
BD	BEDROOM
BH	BATHROOM
DIN	DINING
ENS	ENSUITE
KIT	KITCHEN
LDY	LAUNDRY
LIV	LIVING

DA ISSUE

ISSUE	DATE	REVISION	REV BY
C	08.04.14	ISSUED FOR DA APPROVAL	

GENERAL NOTES:

THIS DRAWING IS THE EXCLUSIVE PROPERTY OF THE DEVELOPER & THE REPRODUCTION OF ANY PART WITHOUT THE PRIOR WRITTEN CONSENT OF THE DEVELOPER IS A VIOLATION OF APPLICABLE LAWS. IN NO EVENT SHALL THE DEVELOPER BE HELD LIABLE FOR SPECIAL CONSEQUENTIAL, INCIDENTAL OR CONSEQUENTIAL LOSS/ DAMAGE IN CONNECTION WITH THE USE OF THIS DIGITAL DATA (SAVE) RELEASED FROM THE DEVELOPER'S OFFICE. THIS DRAWING IS TO BE READ & UNDERSTOOD IN CONJUNCTION WITH THE STRUCTURAL, MECHANICAL, ELECTRICAL & ALL ANY OTHER CONSULTANTS DOCUMENTATION AS MAY BE APPLICABLE TO THE PROJECT PRIOR TO THE START OF ANY WORKS AND FOR DESIGNATION.

DO NOT SCALE

NORTH

Meriton
Builders & Developers

PROJECT
LANE COVE
150 EPPING ROAD,
LANE COVE, NSW 2066

DRAWING TITLE
TYPICAL ADAPTABLE
UNITS 1 + 2

PROJECT No.	DATE	DRAWING No.	REV.
786	JUN 2014	A180	C
DRAWN BY	SCALE		
	1 : 50		

CAD FILE

22/08/2014 4:01:06 PM

A1

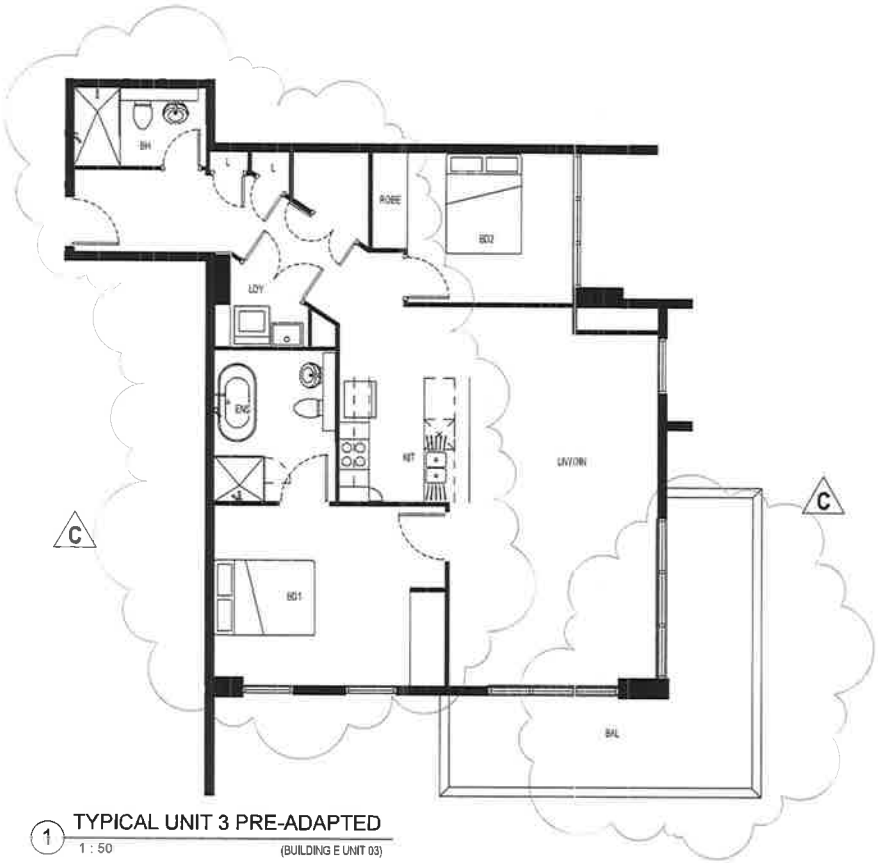

1 TYPICAL UNIT 3 PRE-ADAPTED
1 : 50 (BUILDING E UNIT 03)

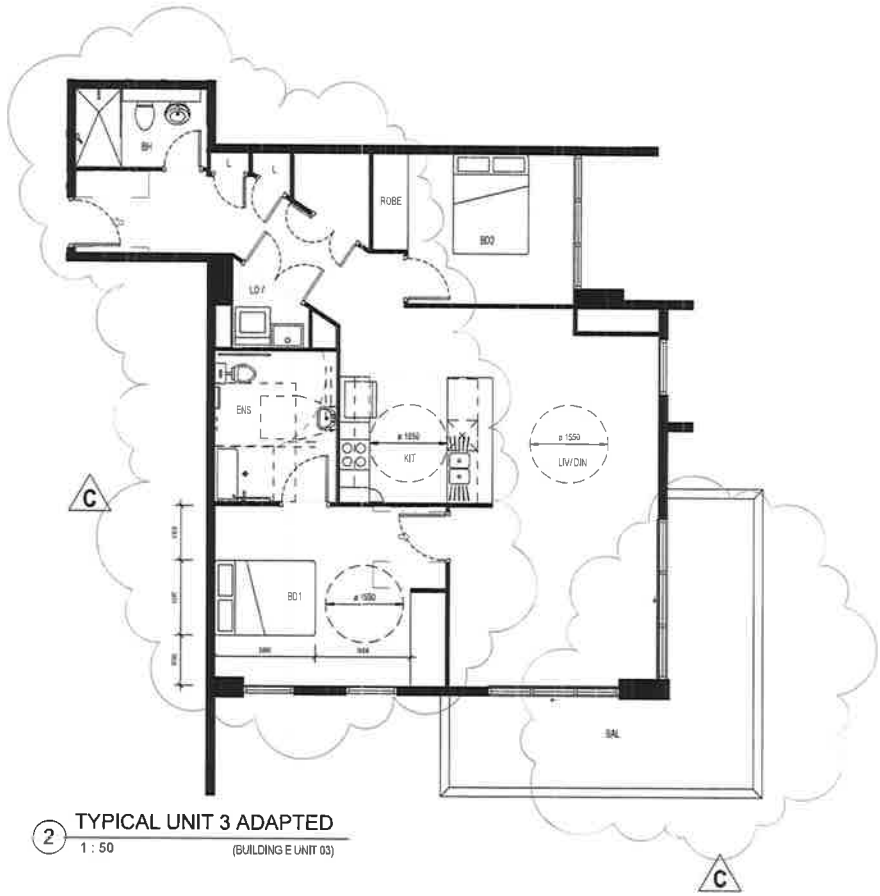

2 TYPICAL UNIT 3 ADAPTED
1 : 50 (BUILDING E UNIT 03)

LEGEND

BAL	BALCONY
BD	BEDROOM
BH	BATHROOM
DIN	DINING
ENS	ENSUITE
KIT	KITCHEN
LDY	LAUNDRY
LIV	LIVING

ISSUE	DATE	REVISION	BY
C	08.08.14	ISSUED FOR DA APPROVAL	

GENERAL NOTES

THIS DRAWING IS THE EXCLUSIVE PROPERTY OF THE DEVELOPER & THE REPRODUCTION OF ANY PART WITHOUT THE PRIOR WRITTEN CONSENT OF THE DEVELOPER IS A VIOLATION OF APPLICABLE LAWS. IN NO EVENT SHALL THE DEVELOPER BE HELD LIABLE FOR SPECIAL COLLATERAL, INCIDENTAL OR CONSEQUENTIAL LIABILITY IN CONNECTION WITH THE USE OF THIS DIGITAL DATA DATA RELEASED FROM THE DEVELOPER'S OFFICE. THIS DRAWING IS TO BE READ & UNDERSTOOD IN CONJUNCTION WITH THE STRUCTURAL, MECHANICAL, ELECTRICAL & / OR ANY OTHER CONSULTANTS DOCUMENTATION AS MAY BE APPLICABLE TO THE PROJECT PRIOR TO THE START OF ANY WORKS AND FOR ITS DURATION.

DO NOT SCALE

NORTH

Merlton
Builders & Developers
Level 11, 128 Kent Street, Sydney NSW 2000
Tel: (02) 9287 2860 Fax: (02) 9287 2877
Email: info@merlton.com.au
Internet: http://www.merlton.com.au

PROJECT
LANE COVE
150 EPPING ROAD,
LANE COVE, NSW 2066

DRAWING TITLE
TYPICAL ADAPTABLE
UNIT 3

DA ISSUE

PROJECT No.	DATE	DRAWING No.	REV.
786	JUN 2014	A181	C
DRAWN BY	SCALE		
	1 : 50		

CAD FILE: D:_Revit_2013\Lane_Cove_A_Car_Park_Solar_CF_LW.rvt

22/08/2014 4:02:47 PM

A1

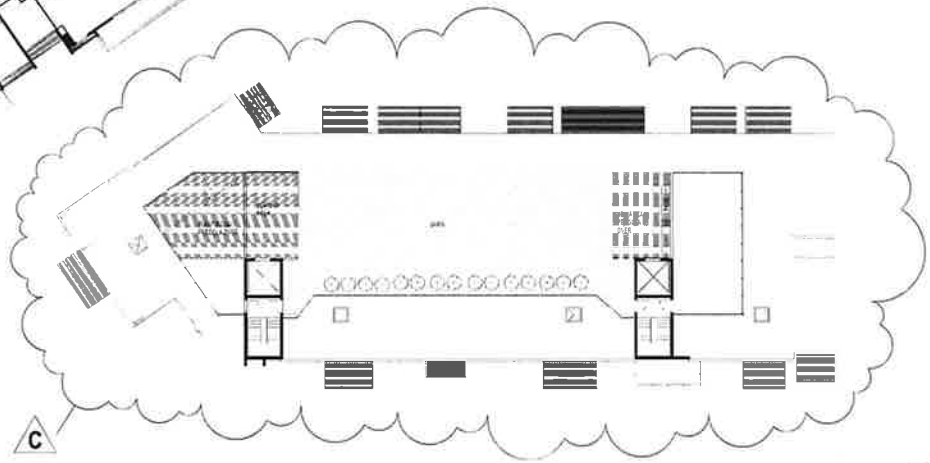

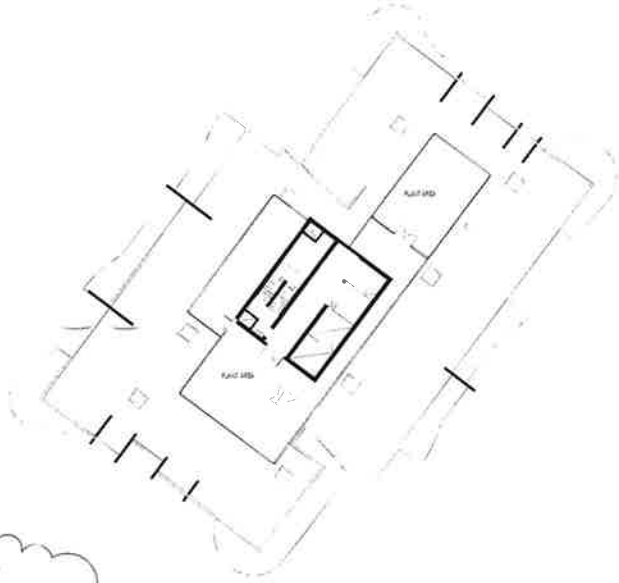

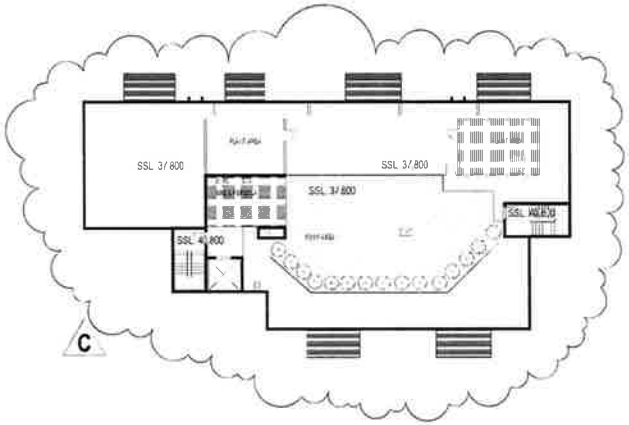

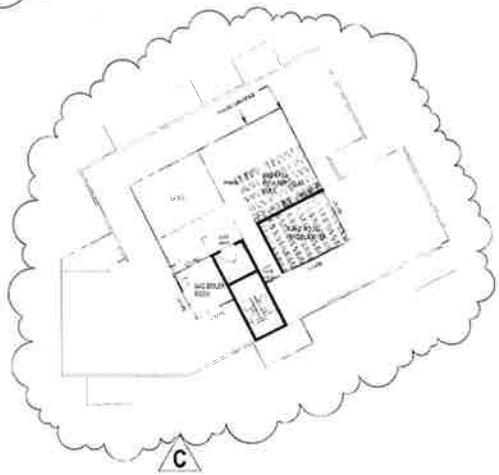

LEGEND

BAL	BALCONY	L	LINEN CUPBOARD
BED	BEDROOM	KIT	KITCHEN
SHR	BATHROOM	LB	LOBBY
CY	COURTYARD	LDY	LAUNDRY
ENS	ENSUITE	SER	SERVICE ROOM
M	MEDIA ROOM	WA	WASTE ROOM

KEY PLAN

DA ISSUE

ISSUE	DATE	REVISION	BY
C	05.06.14	ISSUED FOR DA APPROVAL	TM

GENERAL NOTES

THIS DRAWING IS THE EXCLUSIVE PROPERTY OF THE DEVELOPER & THE REPRODUCTION OF ANY PART WITHOUT THE PRIOR WRITTEN CONSENT OF THE DEVELOPER IS A VIOLATION OF APPLICABLE LAW. IN NO EVENT SHALL THE DEVELOPER BE HELD LIABLE FOR SPECIAL COLLATERAL, INCIDENTAL OR CONSEQUENTIAL LIABILITY IN CONNECTION WITH THE USE OF THIS DIGITAL DATA ONCE RELEASED FROM THE DEVELOPER'S OFFICE. THIS DRAWING IS TO BE READ & UNDERSTOOD IN CONJUNCTION WITH THE STRUCTURAL, MECHANICAL, ELECTRICAL & / OR ANY OTHER CONSULTANTS DOCUMENTATION AS MAY BE APPLICABLE TO THE PROJECT PRIOR TO THE START OF ANY WORKS AND FOR ITS DURATION.

DO NOT SCALE

NORTH

Meriton
Builders & Developers

PROJECT
LANE COVE
150 EPPING ROAD,
LANE COVE, NSW 2066

DRAWING TITLE
BLD C, D + E ROOF PLANS

PROJECT No.	DATE	DRAWING No.	ISSUE
786	JUN 2014	A201	C
DRAWN BY	SCALE: As indicated		

CAD FILE: D:_REVIT_2012\Lane_Cove_A_Car_Park_Odel_CF_LB.rvt

22-8-2014 4:40:23 PM

A1

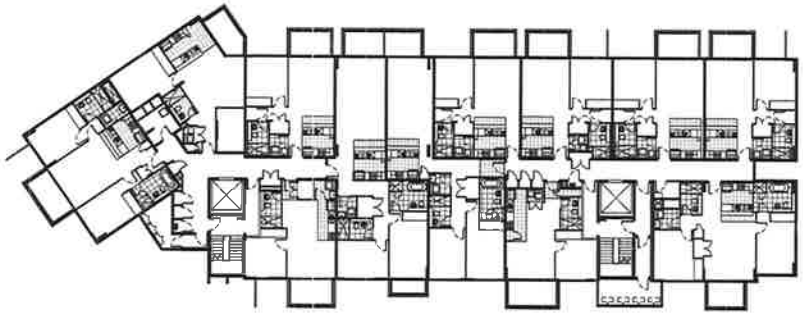

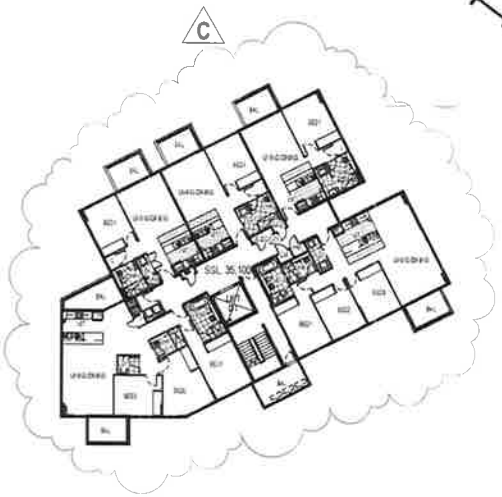

LEGEND

BAL	BALCONY	L	LINEN CUPBOARD
BED	BEDROOM	KIT	KITCHEN
SHR	BATHROOM	LB	LOBBY
CY	COURTYARD	LDY	LAUNDRY
ENS	ENSUITE	SER	SERVICE ROOM
M	MEDIA ROOM	WA	WASTE ROOM

KEY PLAN

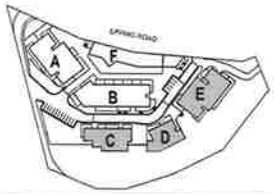

ISSUE	DATE	REVISION	BY
C	28.08.14	ISSUED FOR DA APPROVAL	

GENERAL NOTES

THIS DRAWING IS THE EXCLUSIVE PROPERTY OF THE DEVELOPER & THE REPRODUCTION OF ANY PART WITHOUT THE PRIOR WRITTEN CONSENT OF THE DEVELOPER IS A VIOLATION OF APPLICABLE LAWS. IN NO EVENT SHALL THE DEVELOPER BE HELD LIABLE FOR SPECIAL, COLLATERAL, INCIDENTAL OR CONSEQUENTIAL DAMAGES IN CONNECTION WITH THE USE OF THIS DIGITAL DATA WHICH HAS BEEN RELEASED FROM THE DEVELOPER'S OFFICE. THIS DRAWING IS TO BE READ & UNDERSTOOD IN CONJUNCTION WITH THE STRUCTURAL, MECHANICAL, ELECTRICAL & CIVIL ANY OTHER CONSULTANTS DOCUMENTATION AS MAY BE APPLICABLE TO THE PROJECT PRIOR TO THE START OF ANY WORKS AND FOR ITS DURATION.

DRAWING SCALE

NORTH

Meriton
Builders & Developers

PROJECT
LANE COVE
150 EPPING ROAD,
LANE COVE, NSW 2066

DRAWING TITLE
BLD C, D + E TYPICAL PLANS

DA ISSUE

PROJECT No.	DATE	DRAWING No.	REV.
785	JUN 2014	A202	C
DRAWN BY	SCALE		
	As indicated		

CAD FILE: E:_Revit_2013\Lane-Cove\Lane_Cove_A_Csv_Plan_Solar_CF_TJ.rvt

18/08/2014 11:15:51 AM

A1

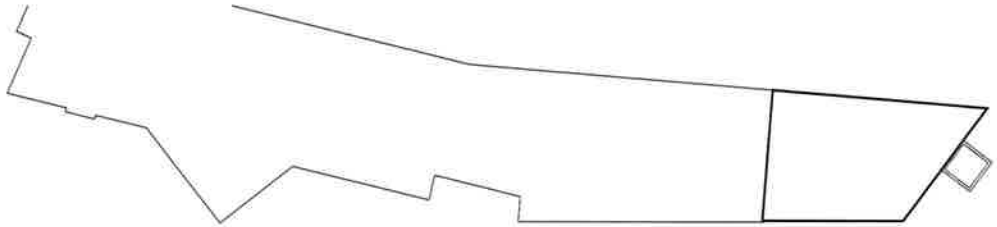

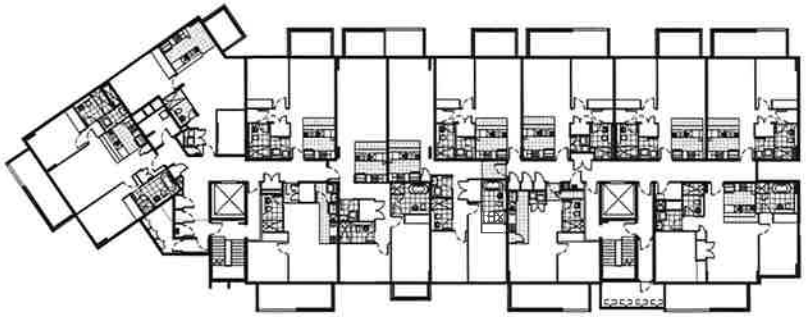

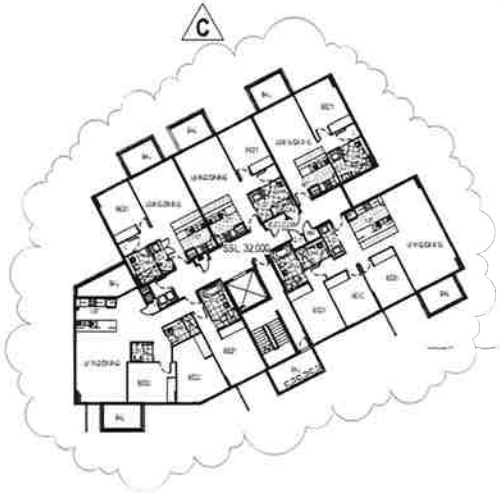

LEGEND

BAL	BALCONY	L	LINEN CUPBOARD
BED	BEDROOM	KIT	KITCHEN
SHR	BATHROOM	LB	LOBBY
CY	COURTYARD	LDY	LAUNDRY
ENS	ENSUITE	SER	SERVICE ROOM
M	MEDIA ROOM	WA	WASTE ROOM

KEY PLAN

REVISION	DATE		BY
C	08.08.14	ISSUED FOR DA APPROVAL	RMJ

GENERAL NOTES

THIS DRAWING IS THE EXCLUSIVE PROPERTY OF THE DEVELOPER & THE REPRODUCTION OF ANY PART WITHOUT THE PRIOR WRITTEN CONSENT OF THE DEVELOPER IS A VIOLATION OF APPLICABLE LAWS. IN NO EVENT SHALL THE DEVELOPER BE HELD LIABLE FOR SPECIAL COLLATERAL, INCIDENTAL OR CONSEQUENTIAL LIABILITY IN CONNECTION WITH THE USE OF THIS DRAWING. DATA OBTAINED FROM THE DEVELOPER'S OFFICE. THIS DRAWING IS TO BE READ & UNDERSTOOD IN CONJUNCTION WITH THE STRUCTURAL, MECHANICAL, ELECTRICAL & / OR ANY OTHER CONSULTANTS DOCUMENTATION AS MAY BE APPLICABLE TO THE PROJECT PRIOR TO THE START OF ANY WORKS AND FOR ITS DURATION.

DO NOT SCALE

NORTH

Meriton
Builders & Developers

PROJECT
LANE COVE
150 EPPING ROAD,
LANE COVE, NSW 2066

DRAWING TITLE
BLD C, D + E LEVEL 4

DA ISSUE

PROJECT No.	DATE	DRAWING No.	REV.
786	JUN 2014	A203	C
DRAWN BY	SCALE		
	As indicated		

CAD FILE

18/08/2014 11:16:01 AM

A1

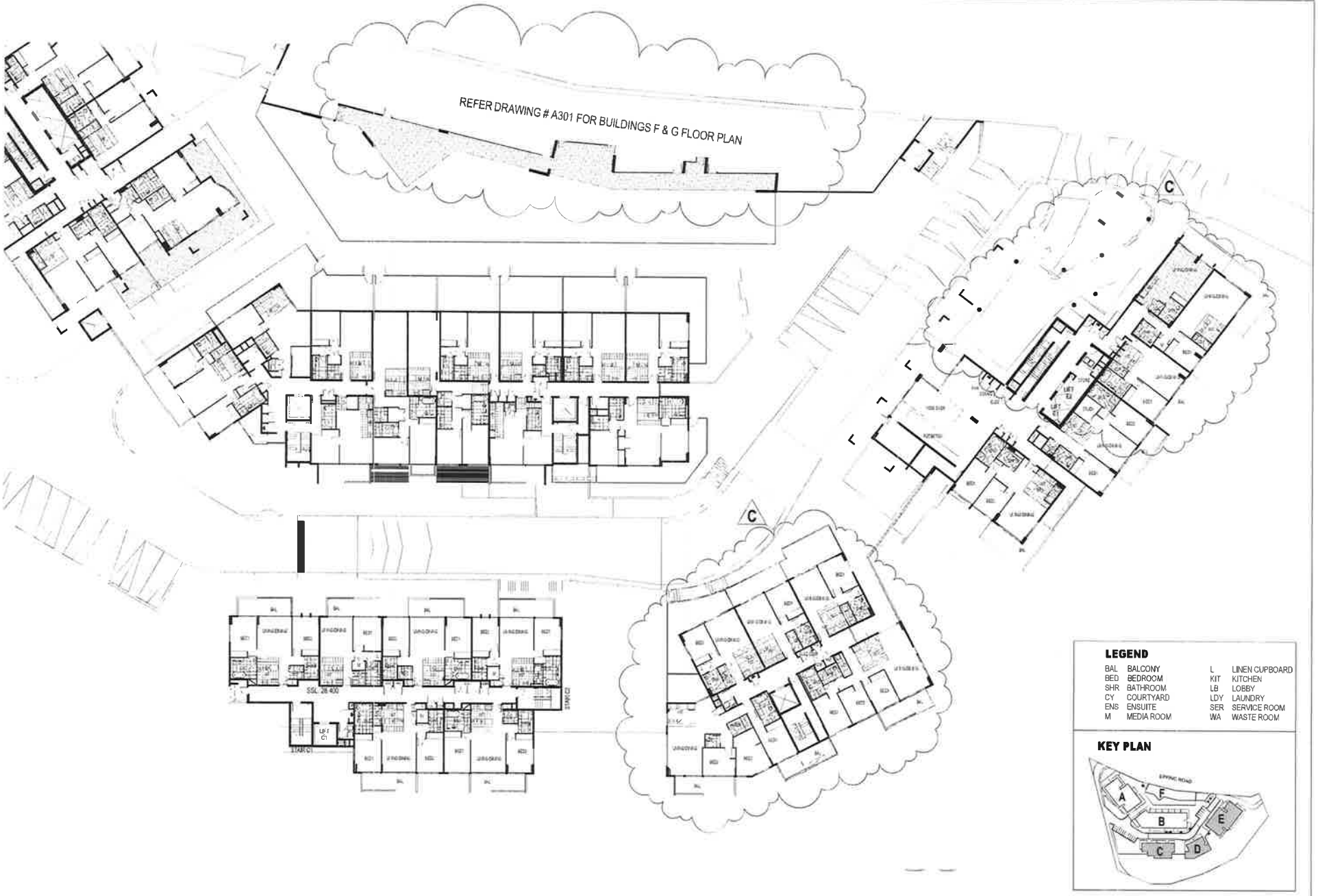

ISSUE	DATE	REVISION	BY
C	09.06.14	ISSUED FOR DA APPROVAL	

GENERAL NOTES

THIS DRAWING IS THE EXCLUSIVE PROPERTY OF THE DEVELOPER & THE REPRODUCTION OF ANY PART THEREOF WITHOUT THE PRIOR WRITTEN CONSENT OF THE DEVELOPER IS A VIOLATION OF APPLICABLE LAWS. IN NO EVENT SHALL THE DEVELOPER BE HELD LIABLE FOR SPECIAL, INCIDENTAL, INCIDENTAL OR CONSEQUENTIAL DAMAGES IN CONNECTION WITH THE USE OF THIS DIGITAL DATA DISC RELEASED FROM THE DEVELOPER'S OFFICE. THIS DRAWING IS TO BE READ & UNDERSTOOD IN CONJUNCTION WITH THE STRUCTURAL, MECHANICAL, ELECTRICAL & / OR ANY OTHER CONSULTANT'S DOCUMENTATION AS MAY BE APPLICABLE TO THE PROJECT PRIOR TO THE START OF ANY WORKS AND FOR ITS DURATION.

DO NOT SCALE

NORTH

Meriton
Builders & Developers

PROJECT:
LANE COVE
150 EPPING ROAD,
LANE COVE, NSW 2066

DRAWING TITLE
BLD C, D + E LEVEL 3

DA ISSUE

PROJECT No.	DATE	DRAWING No.	REV.
786	JUN 2014	A204	C
DRAWN BY	SCALE		
	As indicated		

CAD FILE D:_REVIT_2013\Lane_Cove_A_Car_Park_Solar_CF_LB.rvt

22-6-2014 4:40:30 PM

A1

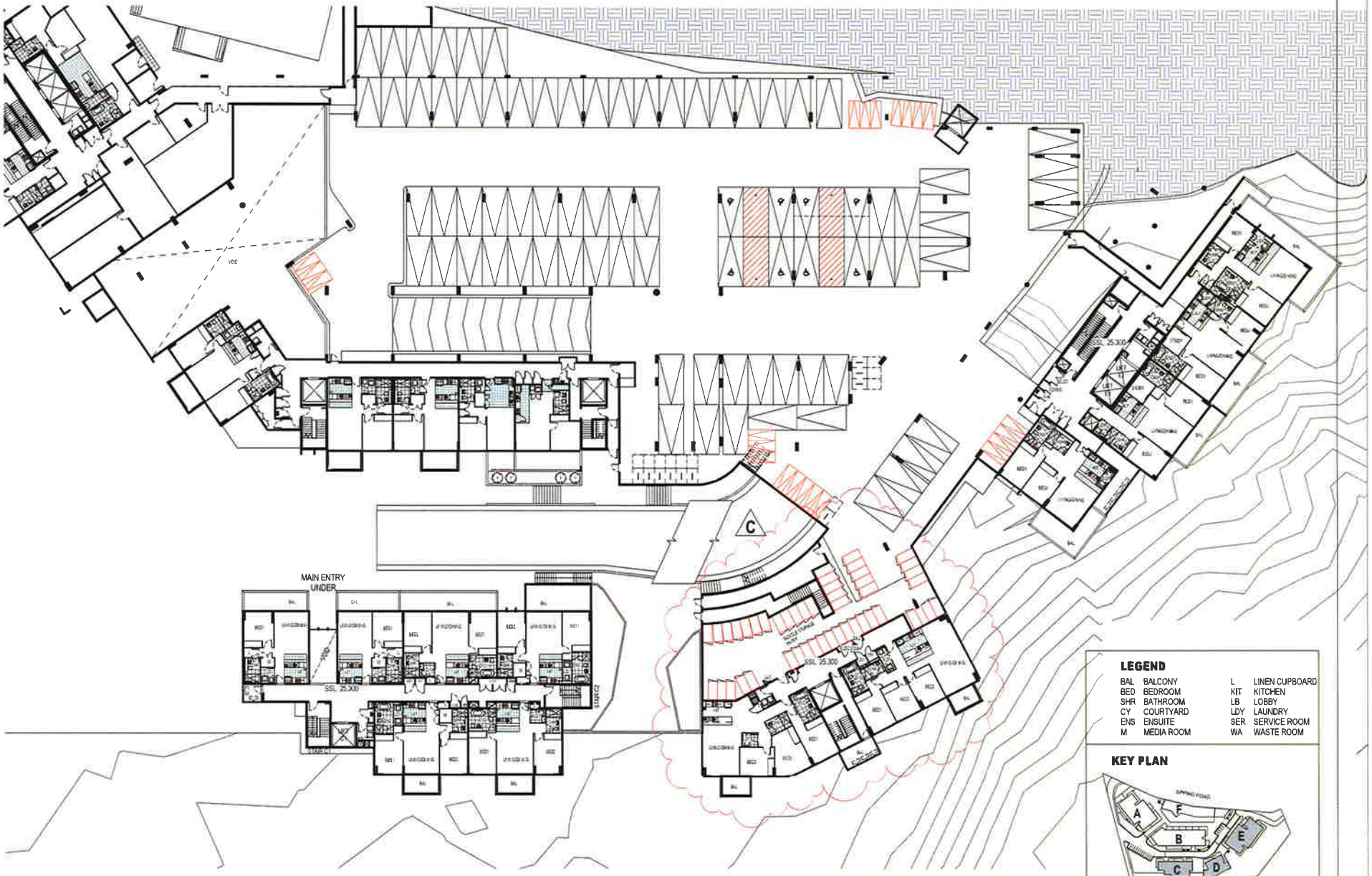

ISSUE	DATE	REVISION	BY
C	06.06.14	ISSUED FOR DA APPROVAL	TGU

GENERAL NOTES

THIS DRAWING IS THE EXCLUSIVE PROPERTY OF THE DEVELOPER & THE REPRODUCTION OF ANY PART WITHOUT THE PRIOR WRITTEN CONSENT OF THE DEVELOPER IS A VIOLATION OF APPLICABLE LAWS. IN NO EVENT SHALL THE DEVELOPER BE HELD LIABLE FOR SPECIAL, COLLATERAL, INCIDENTAL OR CONSEQUENTIAL LIABILITY IN CONNECTION WITH THE USE OF THIS ORIGINAL DATA ONCE RELEASED FROM THE DEVELOPER'S OFFICE. THIS DRAWING IS TO BE READ & INTERPRETED IN CONJUNCTION WITH THE STRUCTURAL, MECHANICAL, ELECTRICAL & / OR ANY OTHER CONSULTANTS DOCUMENTATION AS MAY BE APPLICABLE TO THE PROJECT PRIOR TO THE START OF ANY WORKS AND FOR ITS DURATION.

DO NOT SCALE

NORTH

Meriton
Builders & Developers

PROJECT
LANE COVE
150 EPPING ROAD,
LANE COVE, NSW 2066

DRAWING TITLE
BLD C, D + E LEVEL 2

DA ISSUE

PROJECT No	DATE	DRAWING No.	REV.
766	JUN 2014	A205	C
DRAWN BY	SCALE		
	As indicated		

CAD FILE E:_Revit_2013\Lane-Cove\Lane_Cove_A_CW_Pers_Bldg_CF_TJ.rvt

18/06/2014 11:16:20 AM

A1

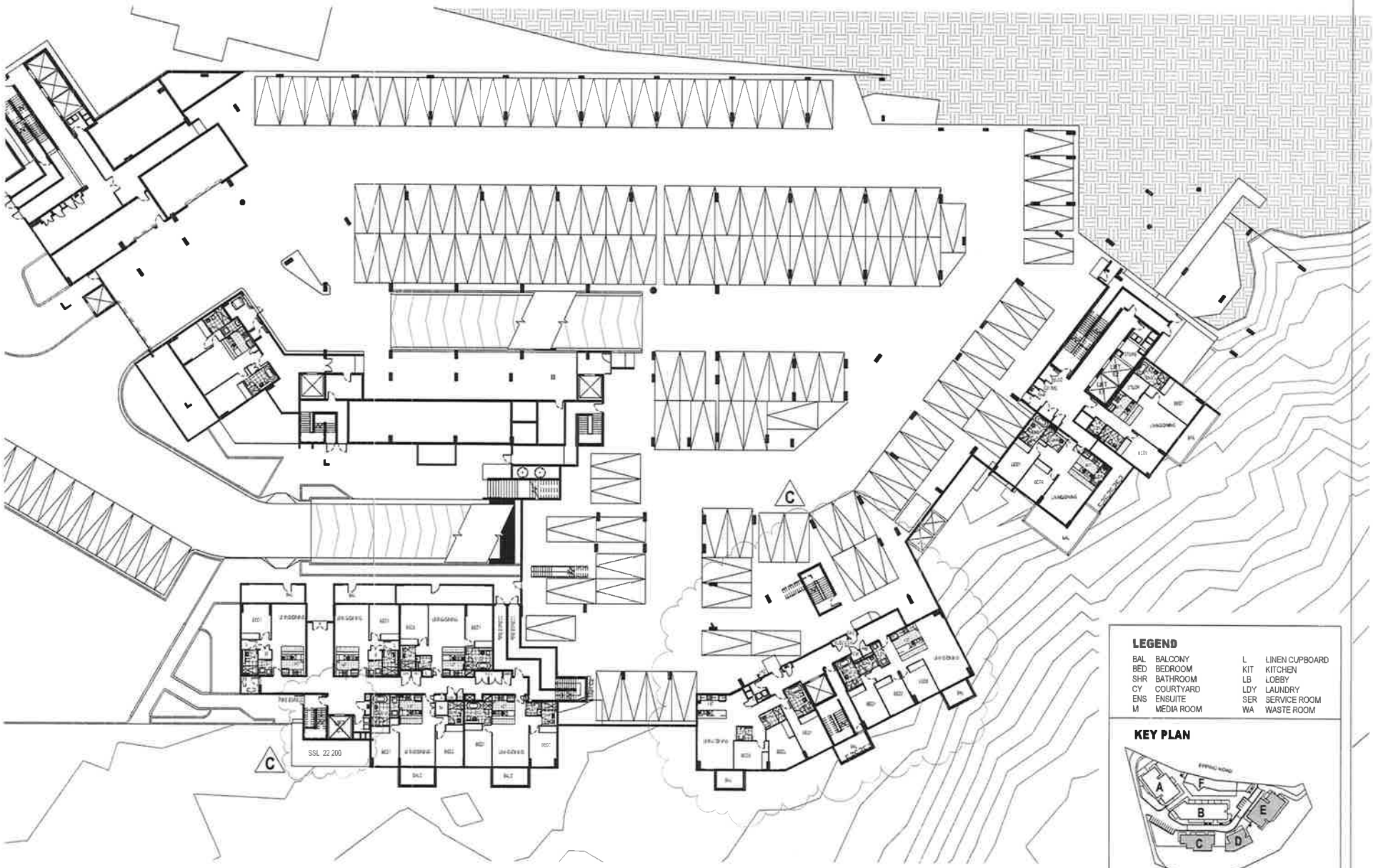

REVISION	DATE		BY
C	06.06.14	ISSUED FOR DA APPROVAL	

GENERAL NOTES

THIS DRAWING IS THE EXCLUSIVE PROPERTY OF THE DEVELOPER & THE REPRODUCTION OF ANY PART WITHOUT THE PRIOR WRITTEN CONSENT OF THE DEVELOPER IS A VIOLATION OF APPLICABLE LAWS. IN NO EVENT SHALL THE DEVELOPER BE HELD LIABLE FOR SPECIAL, COLLATERAL, INCIDENTAL OR CONSEQUENTIAL LIABILITY IN CONNECTION WITH THE USE OF THIS DIGITAL DATA ONCE RELEASED FROM THE DEVELOPER'S OFFICE. THIS DRAWING IS TO BE READ & INTERPRETED IN CONJUNCTION WITH THE STRUCTURAL, MECHANICAL, ELECTRICAL & / OR ANY OTHER CONSULTANTS DOCUMENTATION AS MAY BE APPLICABLE TO THE PROJECT PRIOR TO THE START OF ANY WORKS AND FOR ITS DURATION.

DO NOT SCALE

NORTH

Meriton
Builders & Developers

PROJECT
LANE COVE
150 EPPING ROAD,
LANE COVE, NSW 2066

DRAWING TITLE
BLD C, D + E LEVEL 1

DA ISSUE

PROJECT No.	DATE	DRAWING No.	REV.
786	JUN 2014	A206	C
DRAWN BY	SCALE		
	As indicated		

CAD FILE E:_Revit_2013\LaneCove\Lane_Cove_A_Cor_Park_Solar_CF_TJ.rvt

18/08/2014 11:16:28 AM

A1

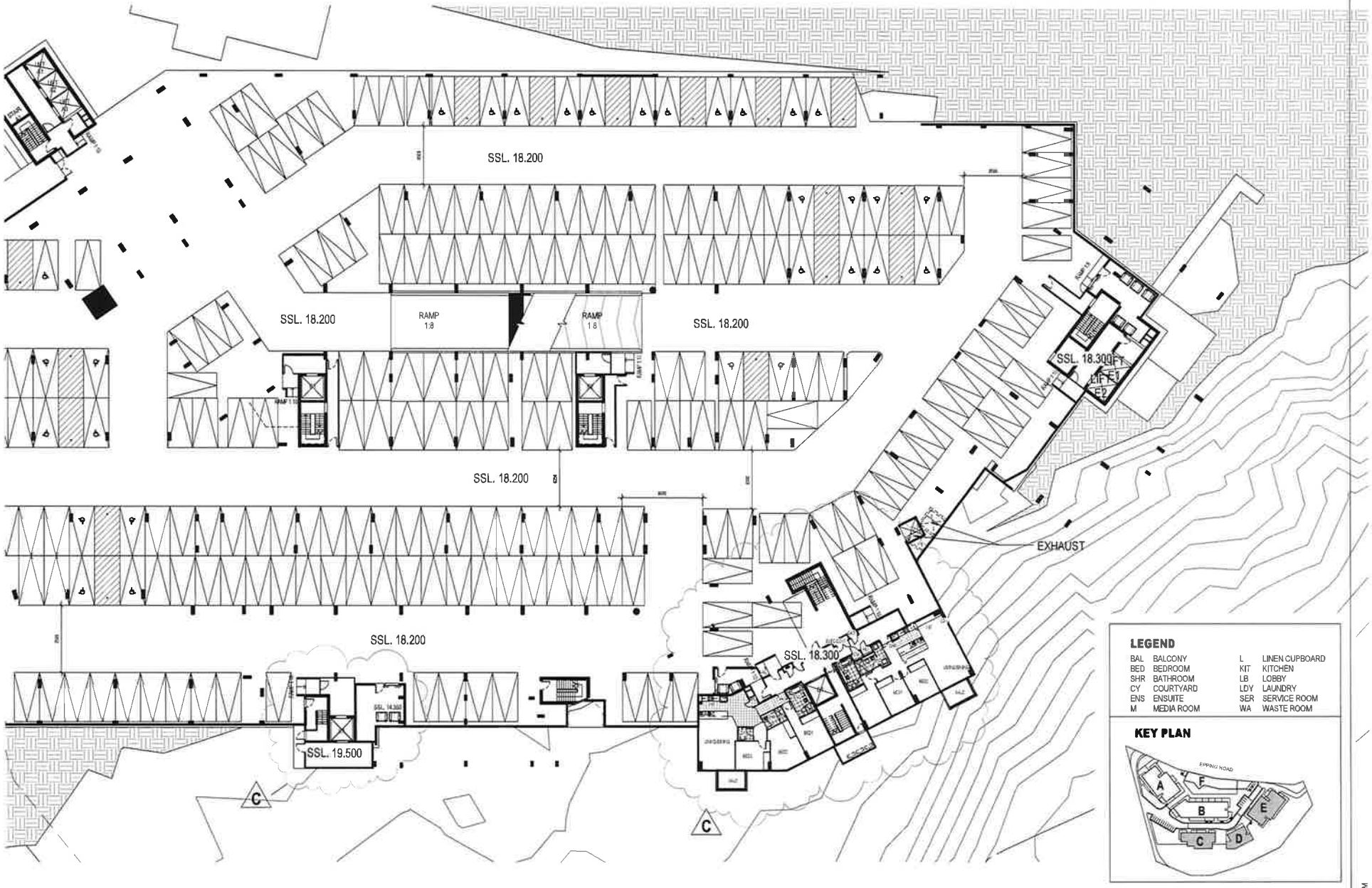

ISSUE	DATE	REVISION	BY
C	06.08.14	ISSUED FOR DA APPROVAL	TWJ

GENERAL NOTES:

THIS DRAWING IS THE EXCLUSIVE PROPERTY OF THE DEVELOPER & THE REPRODUCTION OF ANY PART WITHOUT THE PRIOR WRITTEN CONSENT OF THE DEVELOPER IS A VIOLATION OF APPLICABLE LAWS IN NO EVENT SHALL THE DEVELOPER BE HELD LIABLE FOR SPECIAL, COLLATERAL, INCIDENTAL OR CONSEQUENTIAL LIABILITY IN CONNECTION WITH THE USE OF THIS DIGITAL DATA ONCE RELEASED FROM THE DEVELOPER'S OFFICE. THIS DRAWING IS TO BE READ & UNDERSTOOD IN CONJUNCTION WITH THE ARCHITECTURAL, MECHANICAL, ELECTRICAL & / OR ANY OTHER CONSULTANTS DOCUMENTATION AS MAY BE APPLICABLE TO THE PROJECT PRIOR TO THE START OF ANY WORKS AND FOR ITS DURATION.

DO NOT SCALE

NORTH

Meriton
Builders & Developers

PROJECT
LANE COVE
150 EPPING ROAD,
LANE COVE, NSW 2066

DRAWING TITLE
BLD C, D + E LEVEL 1
LOWER

DA ISSUE

PROJECT No.	DATE	DRAWING No.	REV.
786	JUN 2014	A207	C
DRAWN BY TWJ	SCALE As indicated		

DWG FILE

18/08/2014 11:16:35 AM

A1

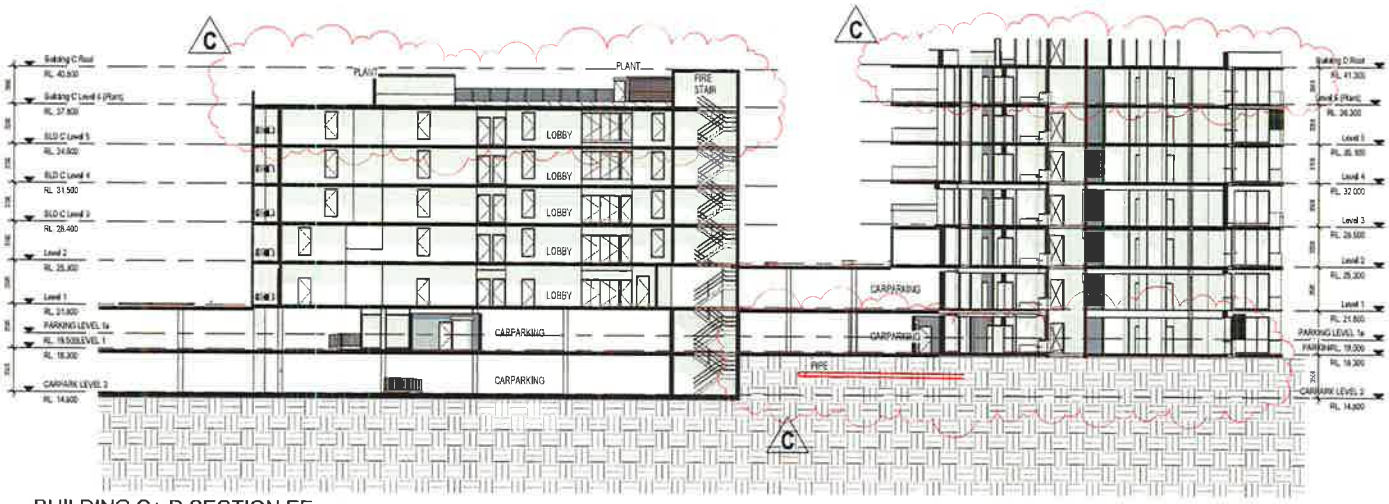

1 BUILDING C+ D SECTION EE
1 : 200

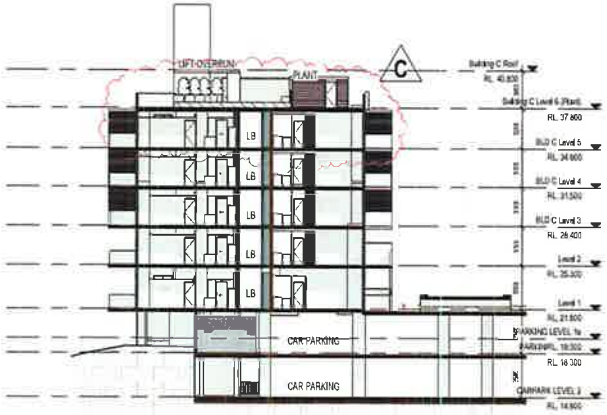

2 BUILDING C SECTION FF
1 : 200

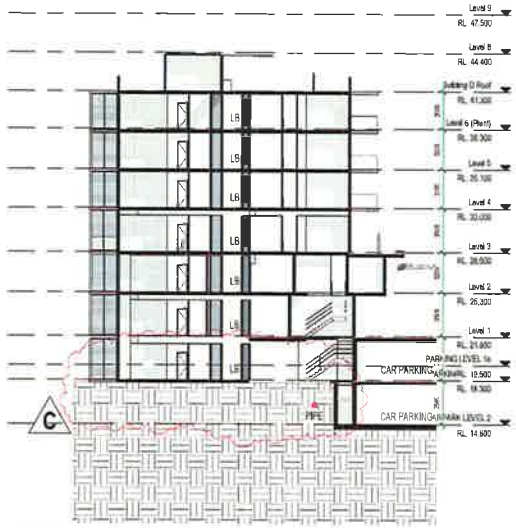

3 BUILDING D SECTION GG
1 : 200

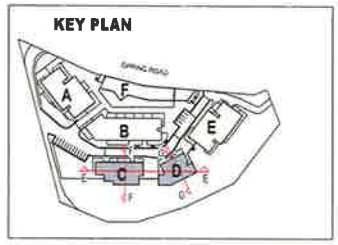

C	06.08.14	ISSUED FOR DA APPROVAL	
ISSUE	DATE	REVISION	BY

GENERAL NOTES

THIS DRAWING IS THE EXCLUSIVE PROPERTY OF THE DEVELOPER & THE REPRODUCTION OF ANY PART (WHOLE) THE PRIOR WRITTEN CONSENT OF THE DEVELOPER. IN ANY EVENT SHALL THE DEVELOPER BE HELD LIABLE FOR SPECIAL, COLLATERAL, INCIDENTAL OR CONSEQUENTIAL LIABILITY IN CONNECTION WITH THE USE OF THIS DIGITAL DATA ONCE RELEASED FROM THE DEVELOPER'S OFFICE. THIS DRAWING IS TO BE READ & UNDERSTOOD IN CONJUNCTION WITH THE STRUCTURAL, MECHANICAL, ELECTRICAL & / OR ANY OTHER CONSULTANTS DOCUMENTATION AS MAY BE APPLICABLE TO THE PROJECT PRIOR TO THE START OF ANY WORKS AND FOR ITS DURATION.

DO NOT SCALE

NORTH

Meriton
Builders & Developers
Level 11, 332 Kent Street, Sydney NSW 2000
Tel (02) 9287 7888 Fax (02) 9287 7777
Email info@meriton.meriton.com.au
Internet http://www.meriton.com.au

PROJECT
LANE COVE
150 EPPING ROAD,
LANE COVE, NSW 2066

DRAWING TITLE
BLD C+ D SECTIONS E & F

DA ISSUE

PROJECT No.	DATE	DRAWING No.	ISS.
786	JUN 2014	A250	C
DRAWN BY Author	SCALE 1 : 200		

CAD FILE E:\Revit_2013\Lane-Cove\Lane_Cove_A_Car_Park_Data_CR_12.rvt

14/08/2014 8:20:44 AM

A1

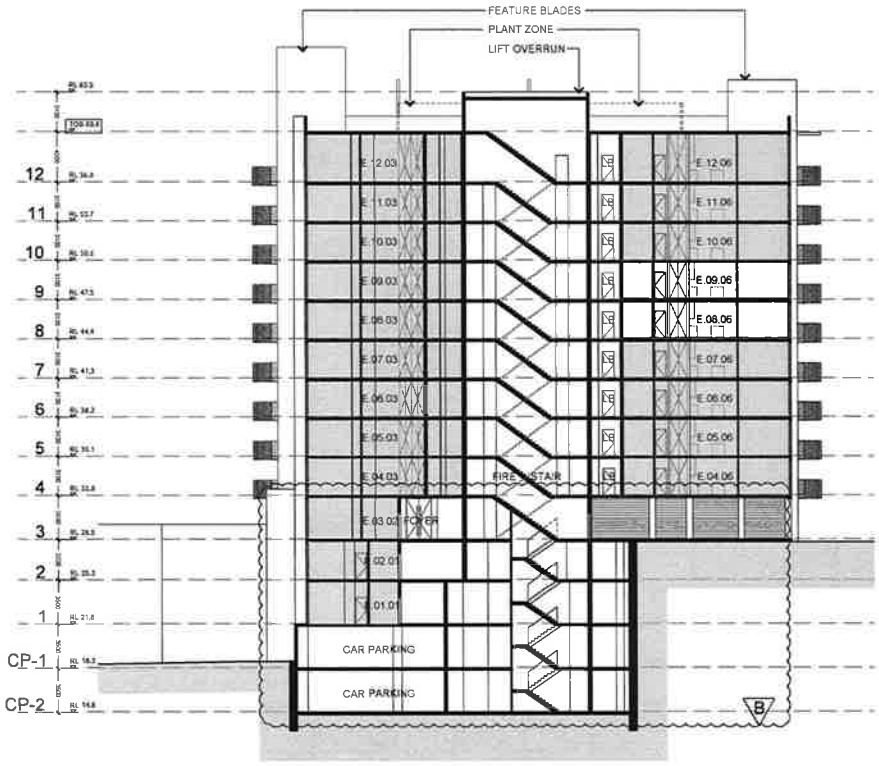

01 SECTION HH 1:200 @ A1
BUILDING E

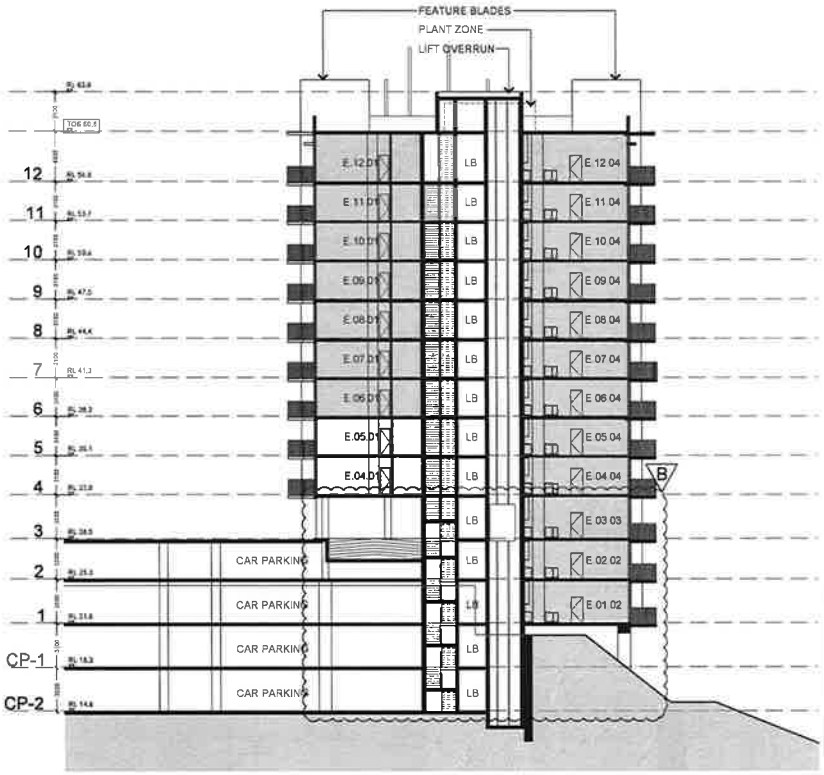

02 SECTION JJ 1:200 @ A1
BUILDING E

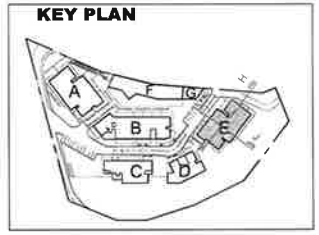

Date	Amendment	Issue
28.05.14	Revised DA For Council Approval	B
05.05.14	DA Issue For Council Approval	A

Notes
Verify all dimensions on site before commencing work. Report all discrepancies to the Architect Prior to construction. Use figured dimensions in preference to scaled dimensions.

Drawings made to larger scales and those showing particular parts of the works take precedence over drawings made to smaller scales or for general purposes.

All work is to conform to relevant Australian Standards and Codes together with all Authorities' requirements and Regulations.

CM+ Comyberre Morrison International Pty Ltd

Job	10127	Title	Building E - Sections HH + JJ
Project	150 Epping Road, Lane Cove	Date	March 14
Client	Meriton	Drawing No.	A 251
		Issue	B

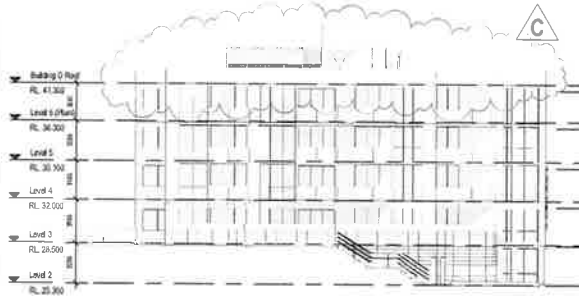

1 Building D - North Elevation
1 : 200

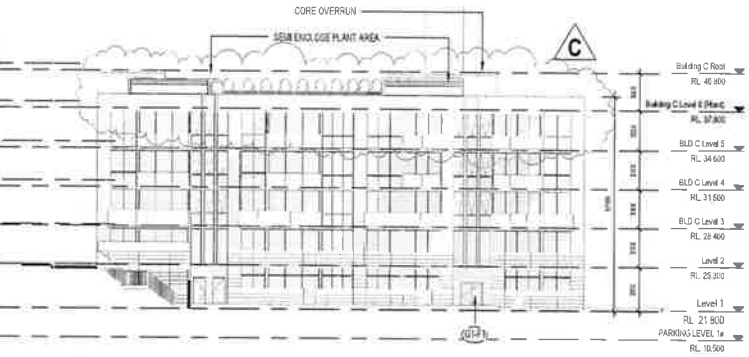

2 Building C - North Elevation
1 : 200

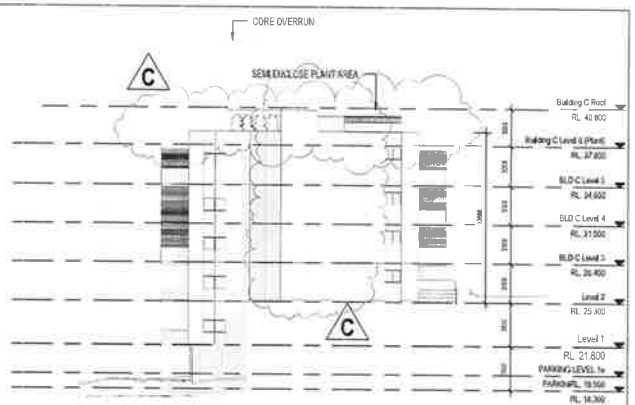

3 Building C - East Elevation
1 : 200

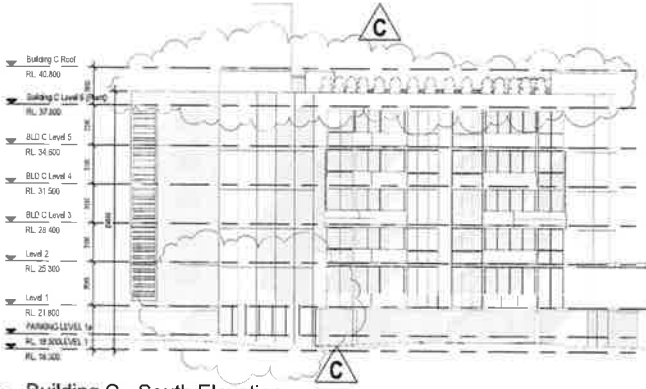

4 Building C - South Elevation
1 : 200

5 Building D - South Elevation
1 : 200

6 Building D - East Elevation
1 : 200

7 Building D - West Elevation
1 : 200

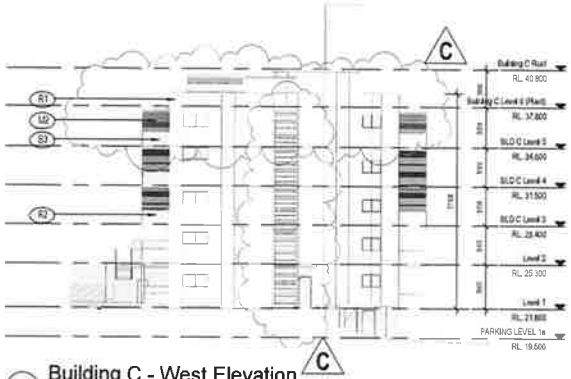

8 Building C - West Elevation
1 : 200

FINISHED LEGEND & MATERIAL TYPE

STONE	
S1	STONE FACING IN SELECTED LIMESTONE
S2	EXTERNAL PAVERS IN SELECTED LIMESTONE
RENDER	
R1	ACRYLIC RENDER IN NATURAL WHITE
R2	ACRYLIC RENDER IN KAHLUA MILK
R3	ACRYLIC RENDER IN MIDNIGHT GREY / CHAMPAGNE / ILLUME WHITE
GLAZING	
G1	CLEAR GLAZING
G2	GREY BODY TINT GLAZING
EXTRUSIONS	
M2	ALUMINIUM PROFILES EXTRUSIONS IN EVENING HAZE MATT POWDERCOAT FINISH
CERAMIC TILES	
B3	ALUMINIUM FRAMED CLEAR GLASS BALUSTRADE
B8	LASERCUT PERFORATED METAL BALCONY SCREEN IN WHITEPOWDERCOAT FINISH
CLADDING	
M1	CLADDING IN CREAM WHITE

KEY PLAN

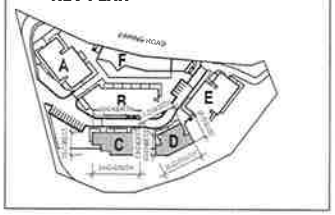

ISSUE	DATE	REVISION	BY
C	08.08.14	ISSUED FOR DA APPROVAL	

GENERAL NOTES

THIS DRAWING IS THE EXCLUSIVE PROPERTY OF THE DEVELOPER & THE REPRODUCTION OF ANY PART WITHOUT THE PRIOR WRITTEN CONSENT OF THE DEVELOPER IS A VIOLATION OF APPLICABLE LAWS. IN NO EVENT SHALL THE DEVELOPER BE HELD LIABLE FOR SPECIAL, COLLATERAL, INCIDENTAL OR CONSEQUENTIAL LIABILITY IN CONNECTION WITH THE USE OF THIS DIGITAL DATA ONCE RELEASED FROM THE DEVELOPER'S OFFICE. THIS DRAWING IS TO BE READ & UNDERSTOOD IN CONJUNCTION WITH THE STRUCTURAL, MECHANICAL, ELECTRICAL & / OR ANY OTHER CONSULTANT'S DOCUMENTATION AS MAY BE APPLICABLE TO THE PROJECT PRIOR TO THE START OF ANY WORKS AND FOR ITS DURATION.

DO NOT SCALE

NORTH

Meriton
Builders & Developers

PROJECT
LANE COVE
150 EPPING ROAD,
LANE COVE, NSW 2066

DRAWING TITLE
BLD C + D ELEVATIONS

DA ISSUE

PROJECT No.	DATE	DRAWING No.	REV.
786	JUN 2014	A260	C

DRAWN BY
SCALE As indicated
CAD FILE

18/08/2014 11:21:10 AM

A1

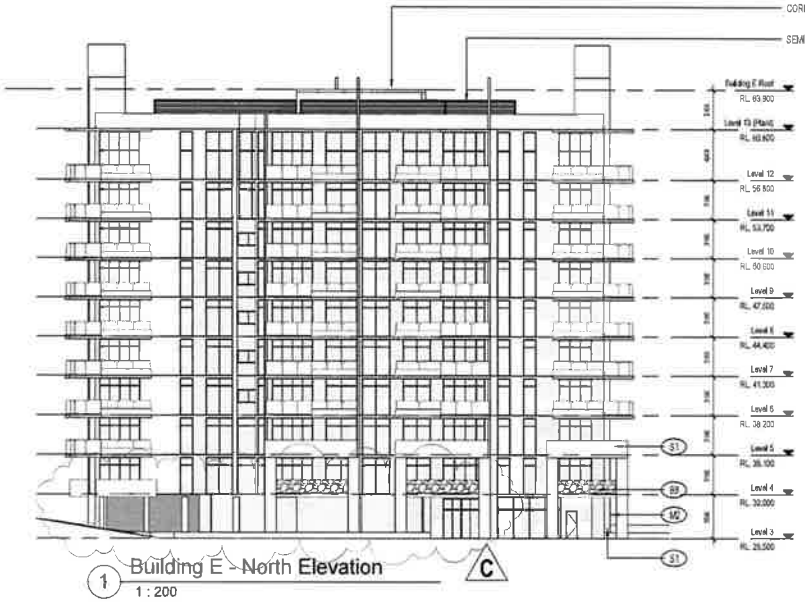

1 Building E - North Elevation
1 : 200

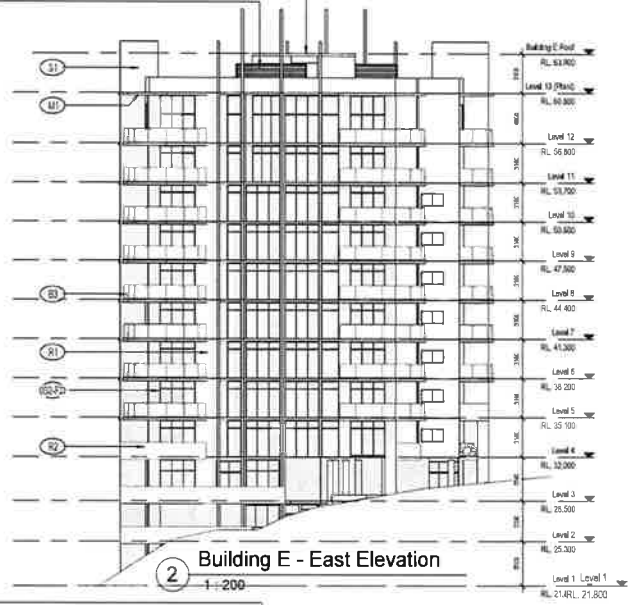

2 Building E - East Elevation
1 : 200

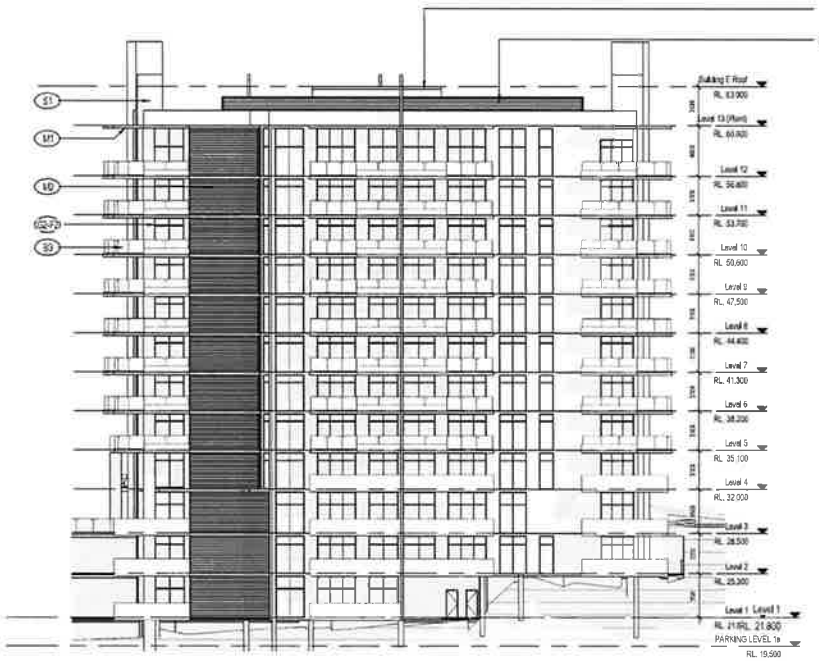

3 Building E - South Elevation
1 : 200

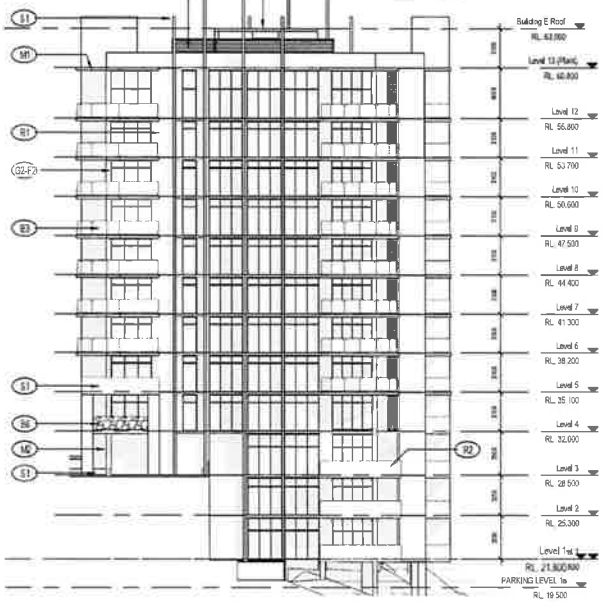

4 Building E - West Elevation
1 : 200

FINISHED LEGEND & MATERIAL TYPE

STONE	
S1	STONE FACING IN SELECTED LIMESTONE
S2	EXTERNAL PAVERS IN SELECTED LIMESTONE
RENDER	
R1	ACRYLIC RENDER IN NATURAL WHITE
R2	ACRYLIC RENDER IN KAHLUA MILK
R3	ACRYLIC RENDER IN MIDNIGHT GREY / CHAMPAGNE / ILLUME WHITE
GLAZING	
G1	CLEAR GLAZING
G2	GREY BODY TINT GLAZING
EXTRUSIONS	
M2	ALUMINIUM PROFILES EXTRUSIONS IN EVENING HAZE MATT POWDERCOAT FINISH
CERAMIC TILES	
B3	ALUMINIUM FRAMED CLEAR GLASS BALUSTRADE
B6	LASERCUT PERFORATED METAL BALCONY SCREEN IN WHITEPOWDERCOAT FINISH
CLADDING	
M1	CLADDING IN CREAM WHITE

KEY PLAN

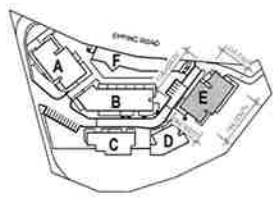

DA ISSUE

REV	DATE	REVISION	BY
C	08.08.14	ISSUED FOR DA APPROVAL	NKJ

GENERAL NOTES

DO NOT SCALE

NORTH

Meriton
Builders & Developers

PROJECT
LANE COVE
150 EPPING ROAD,
LANE COVE, NSW 2066

DRAWING TITLE
BLD E ELEVATIONS

PROJECT No.	DATE	DRAWING No.	REV.
786	JUN 2014	A261	C

DRAWN BY
SCALE As indicated
CAD FILE

14/08/2014 8:25:20 AM

A1

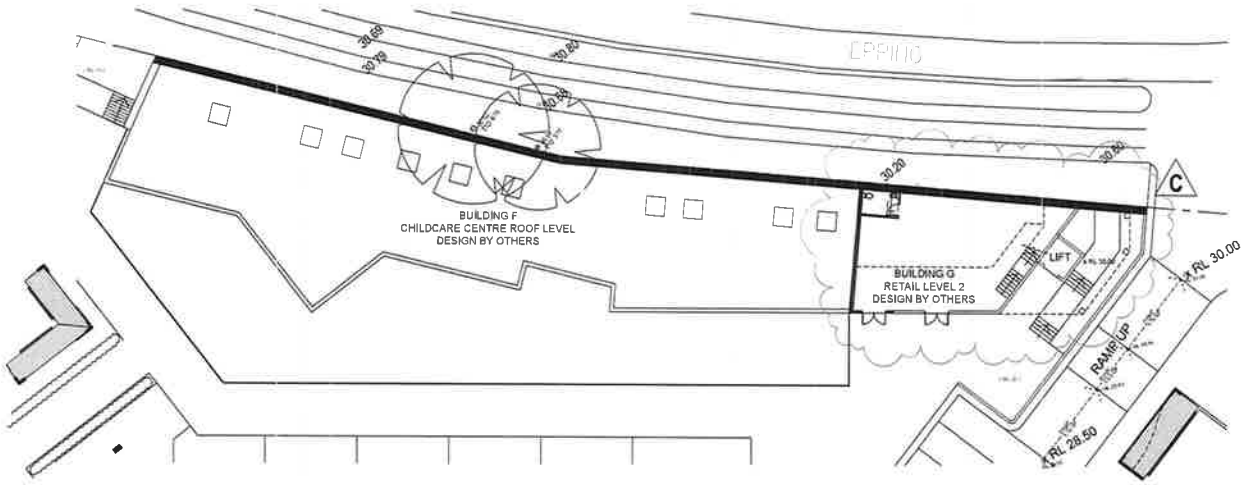

1 BUILDING F+ G - LEVEL 1
1 : 200

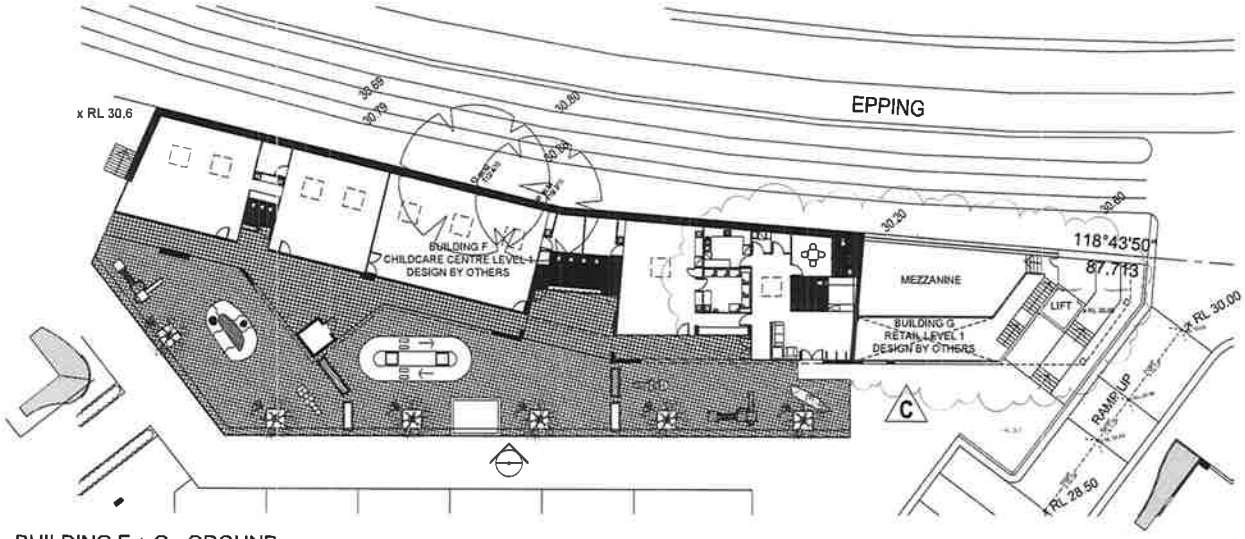

2 BUILDING F + G - GROUND
1 : 200

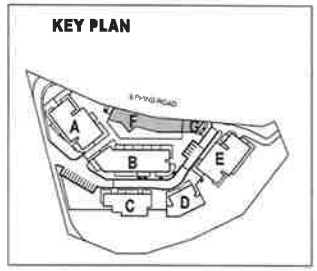

ISSUE	DATE	REVISION	REQ'D BY
C	08.08.14	ISSUED FOR DA APPROVAL	

GENERAL NOTES

THIS DRAWING IS THE EXCLUSIVE PROPERTY OF THE DEVELOPER & THE REPRODUCTION OF ANY PART WITHOUT THE PRIOR WRITTEN CONSENT OF THE DEVELOPER IS A VIOLATION OF APPLICABLE LAWS. IN NO EVENT SHALL THE DEVELOPER BE REGARDED LIABLE FOR IMPLICIAL COLLATERAL, INCIDENTAL OR CONSEQUENTIAL LIABILITY IN CONNECTION WITH THE USE OF THIS DIGITAL DATA ONCE RELEASED FROM THE DEVELOPER'S OFFICE. THIS DRAWING IS TO BE READ & UNDERSTOOD IN CONJUNCTION WITH THE STRUCTURAL, MECHANICAL, ELECTRICAL & FOR ANY OTHER CONSULTANTS DOCUMENTATION AS MAY BE APPLICABLE TO THE PROJECT PRIOR TO THE START OF ANY WORKS AND FOR ITS DURATION

DO NOT SCALE

USE FIGURED DIMENSIONS IF ANY. THESE, IF IN DOUBT, CHECK WITH THE BUILDER. DRAWINGS TO BE CHECKED AND ERRORS OR OMISSIONS REPORTED TO THE ARCHITECT. SHOP DRAWINGS, OR DIMENSIONS TO THE BUILDER PRIOR TO MAKING CONSIST OF WORK OCCURS IN THE CONSTRUCTION PHASE.

NORTH

Meriton
Builders & Developers

Level 11, 528 Kent Street, Sydney NSW 2000
Tel: (02) 9287 2888 Fax: (02) 9287 2777
Email: info@meriton.com.au
Website: http://www.meriton.com.au

PROJECT
LANE COVE
150 EPPING ROAD,
LANE COVE, NSW 2066

DRAWING TITLE
BUILDINGS F + G FLOOR PLANS

DA ISSUE

PROJECT No	DATE	DRAWING No	REV
786	JUN 2014	A301	C
DRAWN BY Author	SCALE 1 : 200		

CAD FILE: C:_Revit_2013\Lane Cove\Lane_Cove_A_Central_Plan_Dates_2013_R2.rvt

14/08/2014 8:26:15 AM

A1

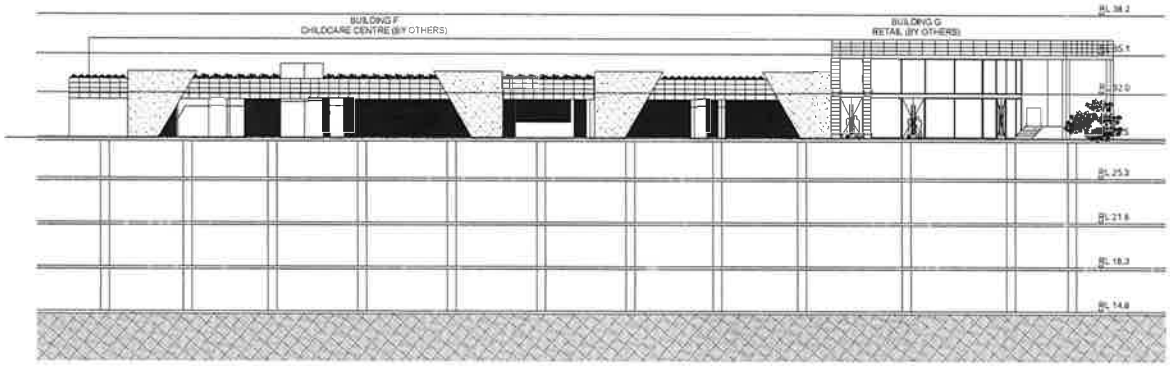

1 BUILDINGS F + G - SOUTH WEST ELEVATION
1 : 200

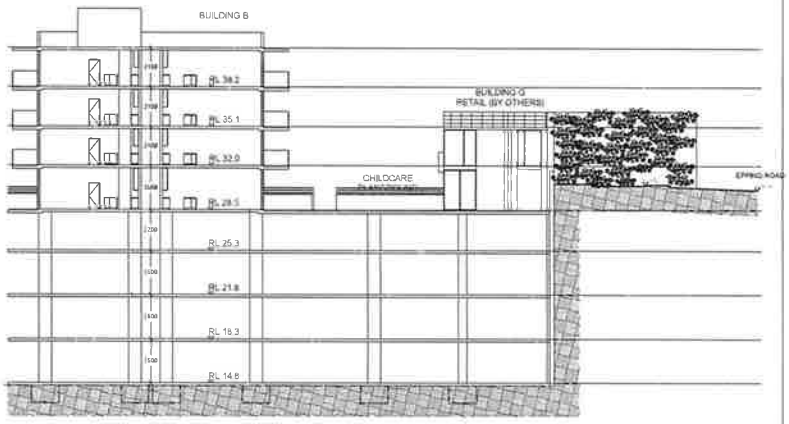

2 BUILDING B EAST ELEVATION
1 : 200

KEY PLAN

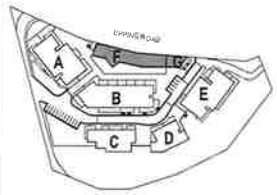

REV	DATE	REVISION	BY
C	08.08.14	ISSUED FOR DA APPROVAL	TMJ

GENERAL NOTES

THIS DRAWING IS THE EXCLUSIVE PROPERTY OF THE DEVELOPER & THE REPRODUCTION OF ANY PART WITHOUT THE PRIOR WRITTEN CONSENT OF THE DEVELOPER IS A VIOLATION OF APPLICABLE LAWS. IN NO EVENT SHALL THE DEVELOPER BE HELD LIABLE FOR SPECIAL, COLLATERAL, INCIDENTAL OR CONSEQUENTIAL LIABILITY IN CONNECTION WITH THE USE OF THIS DIGITAL DATA ONCE RELEASED FROM THE DEVELOPER'S OFFICE. THIS DRAWING IS TO BE READ & UNDERSTOOD IN CONJUNCTION WITH THE STRUCTURAL, MECHANICAL, ELECTRICAL & / OR ANY OTHER CONSULTANT'S DOCUMENTATION AS MAY BE APPLICABLE TO THE PROJECT PRIOR TO THE START OF ANY WORKS AND FOR ITS DURATION.

DO NOT SCALE

NORTH

Meriton
Builders & Developers
Level 11 528 Kent Street Sydney NSW 2000
Tel (02) 9287 2888 Fax (02) 9287 2777
Email info@designmeriton.com.au
Internet http://www.meriton.com.au

PROJECT
LANE COVE
150 EPPING ROAD,
LANE COVE, NSW 2066

DRAWING TITLE
BUILDINGS F + G
ELEVATIONS

DA ISSUE

PROJECT No.	DATE	DRAWING No.	REV.
786	JUN 2014	A302	C
DRAWN BY Author	SCALE 1 : 200		

CAD FILE E:\Revit_2013\Lane Cove\Lane_Cove_A_Car_Park_Data_CF_T.rvt

14/08/2014 8:26:20 AM

A1

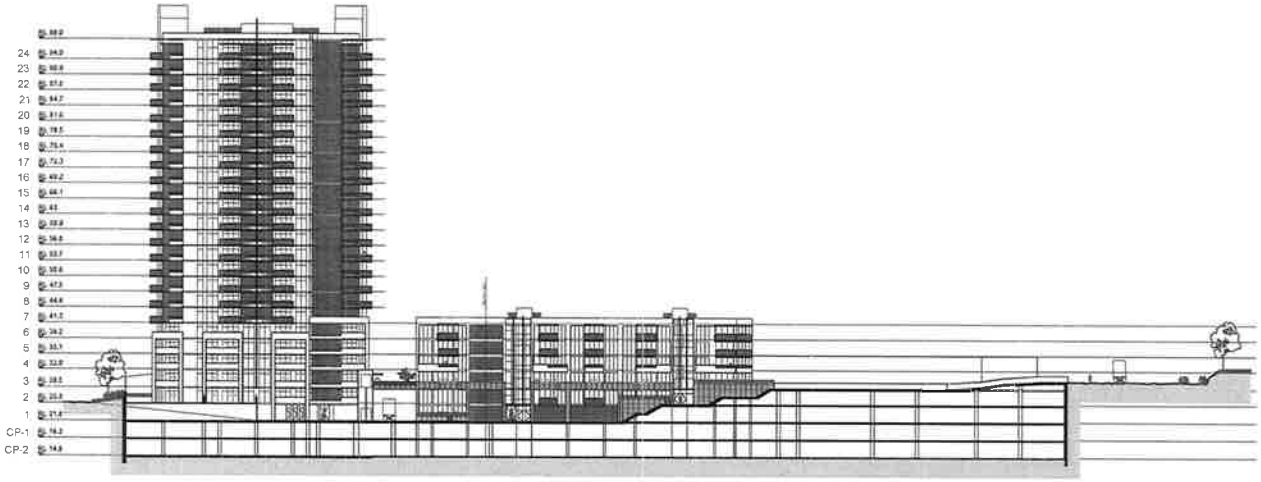

01 SITE SECTION 1-1 1:500 @ A1

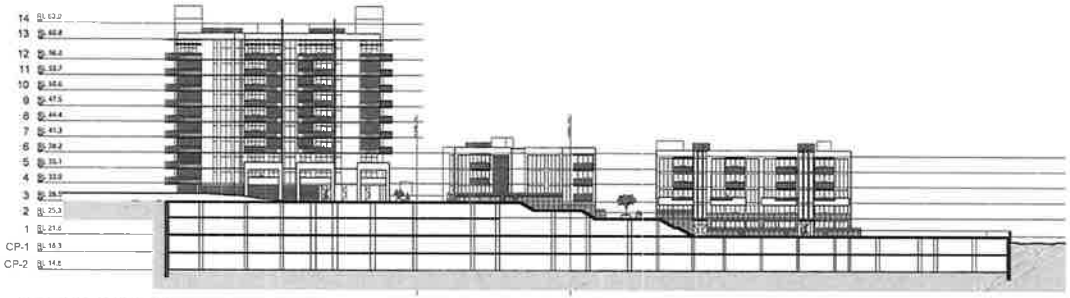

02 SITE SECTION 2-2 1:500 @ A1

03 SITE SECTION 3-3 1:500 @ A1

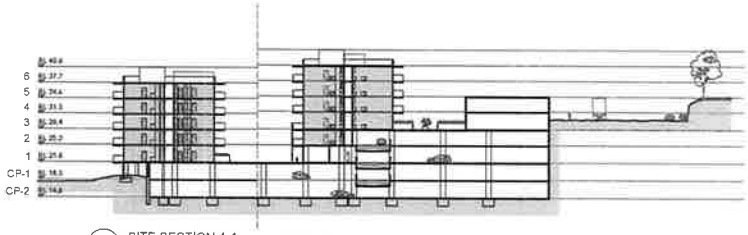

04 SITE SECTION 4-4 1:500 @ A1

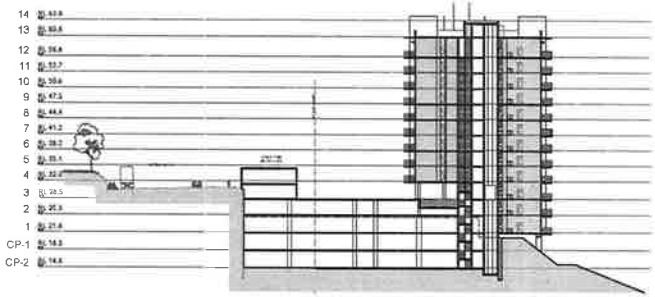

05 SITE SECTION 5-5 1:500 @ A1

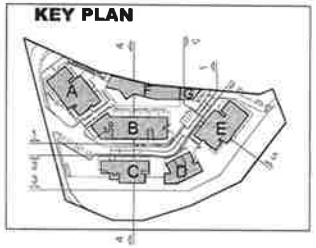

30.05.14	Revised DA For Council Approval	B
28.03.14	DA Issue For Council Approval	A
Date	Amendment	Status

Notes
Verify all dimensions on site before commencing work. Report all discrepancies to the Architect Prior to Construction. Use figured dimensions in preference to scaled dimensions.

Drawings made to larger scales and those showing particular parts of the works take precedence over drawings made to smaller scales or for general purposes.

All work is to conform to relevant Australian Standards and Codes together with all Authorised requirements and Regulations.

CM+ Corkbeale Morrison International Pty Ltd

Project	10127 150 Epping Road, Lane Cove	Title	Site Sections
Client	Meriton	Date	March 14
		Drawn	AMGS
		Drg No.	A 501
		Rev	B

150 EPPING ROAD - LANE COVE

GFA SCHEDULE

GFA Schedule (by Building)	
Level	Area
BUILDING A	
Level 2	530.3 m²
Level 3	739.9 m²
Level 4	774.4 m²
Level 5	774.4 m²
Level 6	774.4 m²
Level 7	771.4 m²
Level 8	771.4 m²
Level 9	771.4 m²
Level 10	771.4 m²
Level 11	771.4 m²
Level 12	771.4 m²
Level 13	771.4 m²
Level 14	771.4 m²
Level 15	771.4 m²
Level 16	771.4 m²
Level 17	771.4 m²
Level 18	771.4 m²
Level 19	771.4 m²
Level 20	771.4 m²
Level 21	753.0 m²
Level 22	753.0 m²
Level 23	753.0 m²
Level 24	753.0 m²
	17405.1 m²
BUILDING A - COMMUNITY	
Level 2	569.9 m²
	569.9 m²

GFA Schedule (by Building)	
Level	Area
BUILDING B	
Level 1	107.2 m²
Level 2	360.9 m²
Level 3	862.5 m²
Level 4	862.5 m²
Level 5	862.5 m²
Level 6	862.5 m²
	3918.0 m²
BUILDING C	
Level 1	428.4 m²
Level 2	491.6 m²
Level 3	516.4 m²
Level 4	516.4 m²
Level 5	516.4 m²
	2469.3 m²
BUILDING D	
PARKING LEVEL 1	248.8 m²
Level 1	246.2 m²
Level 2	322.9 m²
Level 3	414.0 m²
Level 4	414.0 m²
Level 5	414.0 m²
Level 6	414.0 m²
	2476.0 m²

GFA Schedule (by Building)	
Level	Area
BUILDING E	
Level 1	209.1 m²
Level 2	407.0 m²
Level 3	431.3 m²
Level 4	746.2 m²
Level 5	759.7 m²
Level 6	759.7 m²
Level 7	759.7 m²
Level 8	759.7 m²
Level 9	759.7 m²
Level 10	759.7 m²
Level 11	749.4 m²
Level 12	749.4 m²
	7850.6 m²
BUILDING F - CHILDCARE	
Level 3	470.3 m²
	470.3 m²
BUILDING G - RETAIL	
Level 3	122.6 m²
Level 4	69.4 m²
	192.0 m²
Grand total: 57	35351.0 m²

LOCATION PLAN

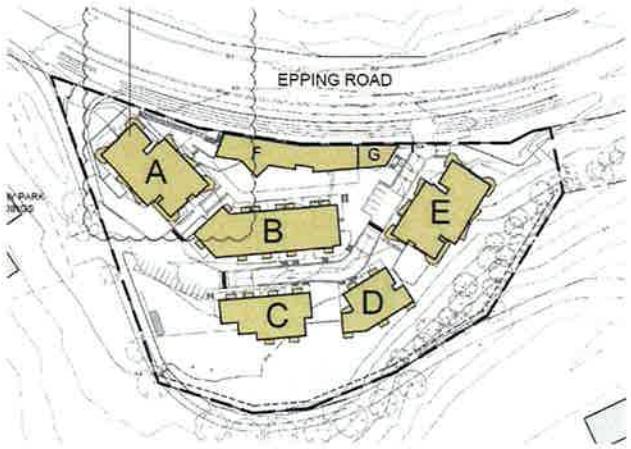

ISSUE	DATE	REVISION	BY
C	06.08.14	ISSUED FOR DA APPROVAL	

GENERAL NOTES

THIS DRAWING IS THE EXCLUSIVE PROPERTY OF THE DEVELOPER & THE REPRODUCTION OF ANY PART WITHOUT THE PRIOR WRITTEN CONSENT OF THE DEVELOPER IS A VIOLATION OF APPLICABLE LAWS. IN NO EVENT SHALL THE DEVELOPER BE HELD LIABLE FOR SPECIAL COLLATERAL INCIDENTAL OR CONSEQUENTIAL DAMAGES IN CONNECTION WITH THE USE OF THIS DIGITAL DATA SINCE RELEASED FROM THE DEVELOPER'S OFFICE. THIS DRAWING IS TO BE READ & UNDERSTOOD IN CONJUNCTION WITH THE STRUCTURAL, MECHANICAL, ELECTRICAL & / OR ANY OTHER CONSULTANT'S DOCUMENTATION AS MAY BE APPLICABLE TO THE PROJECT PRIOR TO THE START OF ANY WORKS AND FOR ITS DURATION.

DO NOT SCALE

NORTH

Meriton
Builders & Developers
Level 11, 528 Kent Street, Sydney NSW 2000
Tel: (02) 9287 2000 Fax: (02) 9287 2177
Email: info@meriton.com.au
Website: http://www.meriton.com.au

PROJECT
LANE COVE
150 EPPING ROAD,
LANE COVE, NSW 2066

DRAWING TITLE
GFA SCHEDULE

DA ISSUE

PROJECT No.	DATE	DRAWING No.	REV.
786	JUN 2014	A600	C

DRAWN BY: Author
SCALE:
DATE:

14/08/2014 8:26:22 AM

A1

1 BUILDING A - LEVEL 2
1 : 500

2 BUILDING A - LEVEL 3
1 : 500

3 BUILDING A - LEVEL 4 TO 6
1 : 500

4 BUILDING A - LEVEL 7 TO 20
1 : 500

5 BUILDING A - LEVEL 21 TO 24
1 : 500

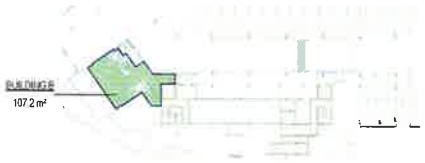

6 BUILDING B - LEVEL 1
1 : 500

7 BUILDING B - LEVEL 2
1 : 500

8 BUILDING B - LEVEL 3 TO 6
1 : 500

9 BUILDING C - LEVEL 1
1 : 500

10 BUILDING C - LEVEL 2
1 : 500

11 BUILDING C - LEVEL 3 TO 5
1 : 500

ISSUE	DATE	REVISION	BY
C	09.08.14	ISSUED FOR DA APPROVAL	

GENERAL NOTES

THIS DRAWING IS THE EXCLUSIVE PROPERTY OF THE DEVELOPER & THE REPRODUCTION OF ANY PART WITHOUT THE PRIOR WRITTEN CONSENT OF THE DEVELOPER IS A VIOLATION OF APPLICABLE LAWS. IN NO EVENT SHALL THE DEVELOPER BE HELD LIABLE FOR SPECIAL COLLATERAL, INCIDENTAL OR CONSEQUENTIAL LIABILITY IN CONNECTION WITH THE USE OF THIS DIGITAL DATA ONCE RELEASED FROM THE DEVELOPER'S OFFICE. THIS DRAWING IS TO BE READ & UNDERSTOOD IN CONJUNCTION WITH THE STRUCTURAL, MECHANICAL, ELECTRICAL & / OR ANY OTHER CONSULTANTS DOCUMENTATION AS MAY BE APPLICABLE TO THE PROJECT PRIOR TO THE START OF ANY WORKS AND FOR ITS DURATION

DO NOT SCALE

ALL REQUIRED DIMENSIONS AT ALL TIMES IF IN DOUBT CHECK WITH THE BUILDER CONTRACTORS TO CHECK AND VERIFY ALL LEVELS, DATUMS AND DIMENSIONS ON SITE AND SHALL REPORT ANY DISCREPANCIES OR OMISSIONS TO THE BUILDER PRIOR TO COMMENCEMENT OF WORK AND DURING THE CONSTRUCTION PHASE

NORTH

Meriton
Builders & Developers
Level 11, 528 Kent Street, Sydney NSW 2000
Tel: (02) 9287 2000 Fax: (02) 9287 2777
Email: info@design.meriton.com.au
Internet: http://www.meriton.com.au

PROJECT
LANE COVE
150 EPPING ROAD,
LANE COVE, NSW 2066

DRAWING TITLE
GFA - BUILDING A / B / C

DA ISSUE

PROJECT No.	DATE	DRAWING No.	REV.
786	JUN 2014	A601	C
DRAWN BY Author	SCALE 1 : 500		

CAD FILE

14/08/2014 6:26:48 AM

A1

1 BUILDING D - PARKING LEVEL 1
1 : 500

2 BUILDING D - LEVEL 1
1 : 500

3 BUILDING D - LEVEL 2
1 : 500

4 BUILDING D - LEVEL 3 TO 6
1 : 500

5 BUILDING E - LEVEL 1
1 : 500

6 BUILDING E - LEVEL 2
1 : 500

7 BUILDING E - LEVEL 3
1 : 500

8 BUILDING E - LEVEL 4 TO 10
1 : 500

9 BUILDING E - LEVEL 11 TO 12
1 : 500

10 BUILDING F - CHILDCARE (LEVEL 3)
1 : 500

11 BUILDING G - RETAIL (LEVEL 3)
1 : 500

12 BUILDING G - RETAIL (LEVEL 4)
1 : 500

ISSUE	DATE	REVISION	BY
C	06.06.14	ISSUED FOR DA APPROVAL	TKU

GENERAL NOTES

THE DRAWING IS THE EXCLUSIVE PROPERTY OF THE DEVELOPER & THE REPRODUCTION OF ANY PART WITHOUT THE PRIOR WRITTEN CONSENT OF THE DEVELOPER IS A VIOLATION OF APPLICABLE LAWS. IN NO EVENT SHALL THE DEVELOPER BE HELD LIABLE FOR SPECIAL, COLLATERAL, INCIDENTAL OR CONSEQUENTIAL LIABILITY IN CONNECTION WITH THE USE OF THIS DIGITAL DATA ONCE RELEASED FROM THE DEVELOPER'S OFFICE. THE DRAWING IS TO BE READ & UNDERSTOOD IN CONJUNCTION WITH THE STRUCTURAL, MECHANICAL, ELECTRICAL & ANY OTHER CONSULTANT'S DOCUMENTATION AS MAY BE APPLICABLE TO THE PROJECT PRIOR TO THE START OF ANY WORKS AND FOR ITS DURATION.

DO NOT SCALE

NORTH

Merlton
Builders & Developers
Level 11, 123 Kent Street, Sydney NSW 2000
Tel: (02) 9287 7888 Fax: (02) 9287 7877
Email: info@design.merlton.com.au
Website: http://www.merlton.com.au

PROJECT
LANE COVE
150 EPPING ROAD,
LANE COVE, NSW 2066

DRAWING TITLE
GFA - BUILDING D / E / F / G

DA ISSUE

PROJECT No.	DATE	DRAWING No.	ISS.
785	JUN 2014	A602	C
DRAWN BY Author	SCALE 1 : 500		

CAD FILE E:_Revit_2013\Lane-Cove\Lane_Cove_A_Cw_Park_Bldg_CF_TJ.rvt

14/08/2014 8:27:22 AM

A1

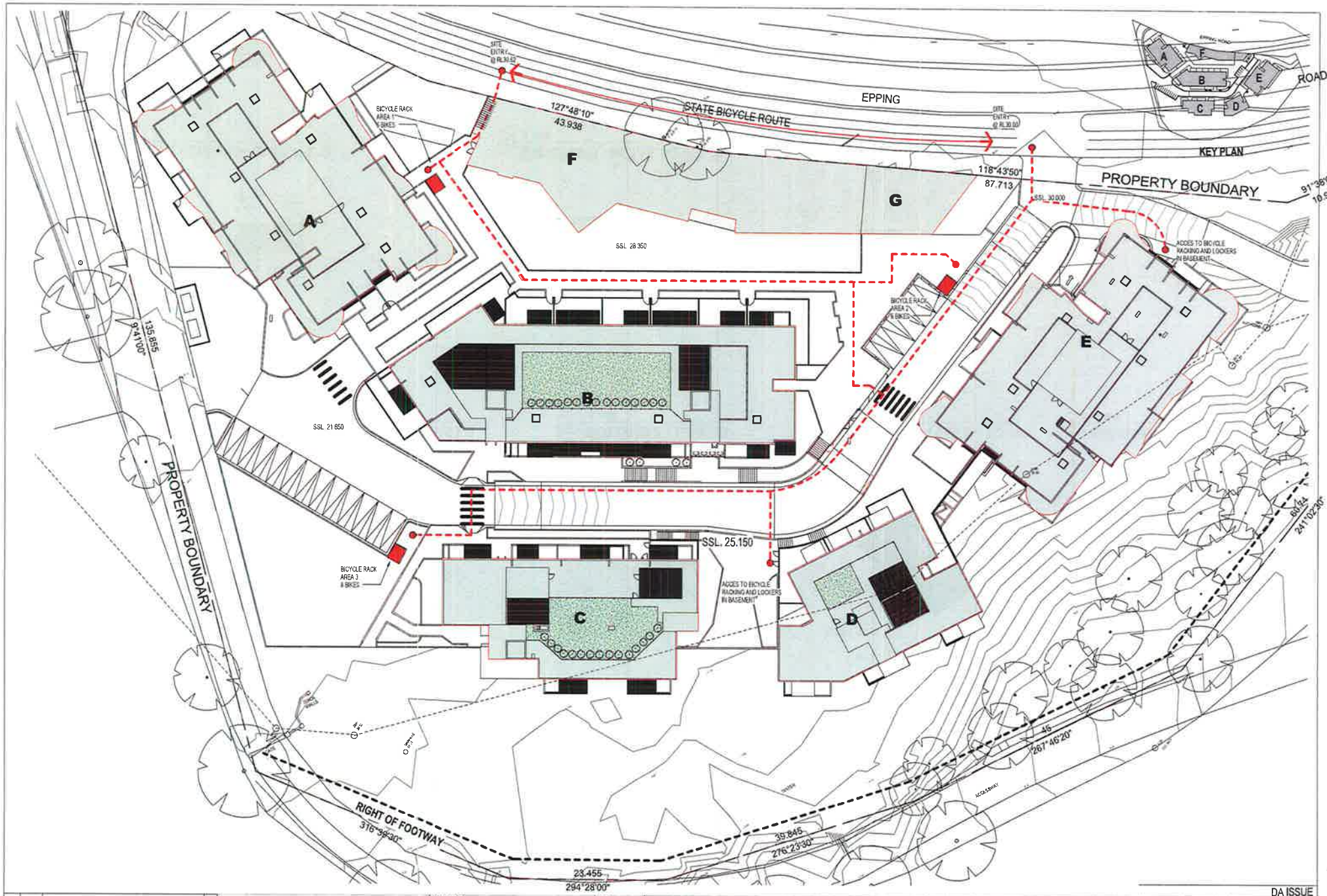

GENERAL NOTES

THIS DRAWING IS THE EXCLUSIVE PROPERTY OF THE DEVELOPER & THE REPRODUCTION OF ANY PART WITHOUT THE PRIOR WRITTEN CONSENT OF THE DEVELOPER IS A VIOLATION OF APPLICABLE LAWS. IN NO EVENT SHALL THE DEVELOPER BE HELD LIABLE FOR SPECIAL COLLATERAL, INCIDENTAL OR CONSEQUENTIAL LIABILITY IN CONNECTION WITH THE USE OF THIS DIGITAL DATA ONCE RELEASED FROM THE DEVELOPER'S OFFICE. THIS DRAWING IS TO BE READ & UNDERSTOOD IN CONJUNCTION WITH THE STRUCTURAL, MECHANICAL, ELECTRICAL & / OR ANY OTHER CONSULTANTS DOCUMENTATION AS MAY BE APPLICABLE TO THE PROJECT PRIOR TO THE START OF ANY WORKS AND FOR ITS DURATION

ISSUE	DATE	REVISION	BY
C	08.08.14	ISSUED FOR DA APPROVAL	

DO NOT SCALE

NORTH

Meriton
Builders & Developers

PROJECT
LANE COVE
150 EPPING ROAD,
LANE COVE, NSW 2066

DRAWING TITLE
BICYCLE NETWORK DIAGRAM

DA ISSUE

PROJECT No.	DATE	DRAWING No.	REV.
785	JUN 2014	A613	C
DRAWN BY TWJ	SCALE 1 : 250		

A1

14/08/2014 9:27:55 AM

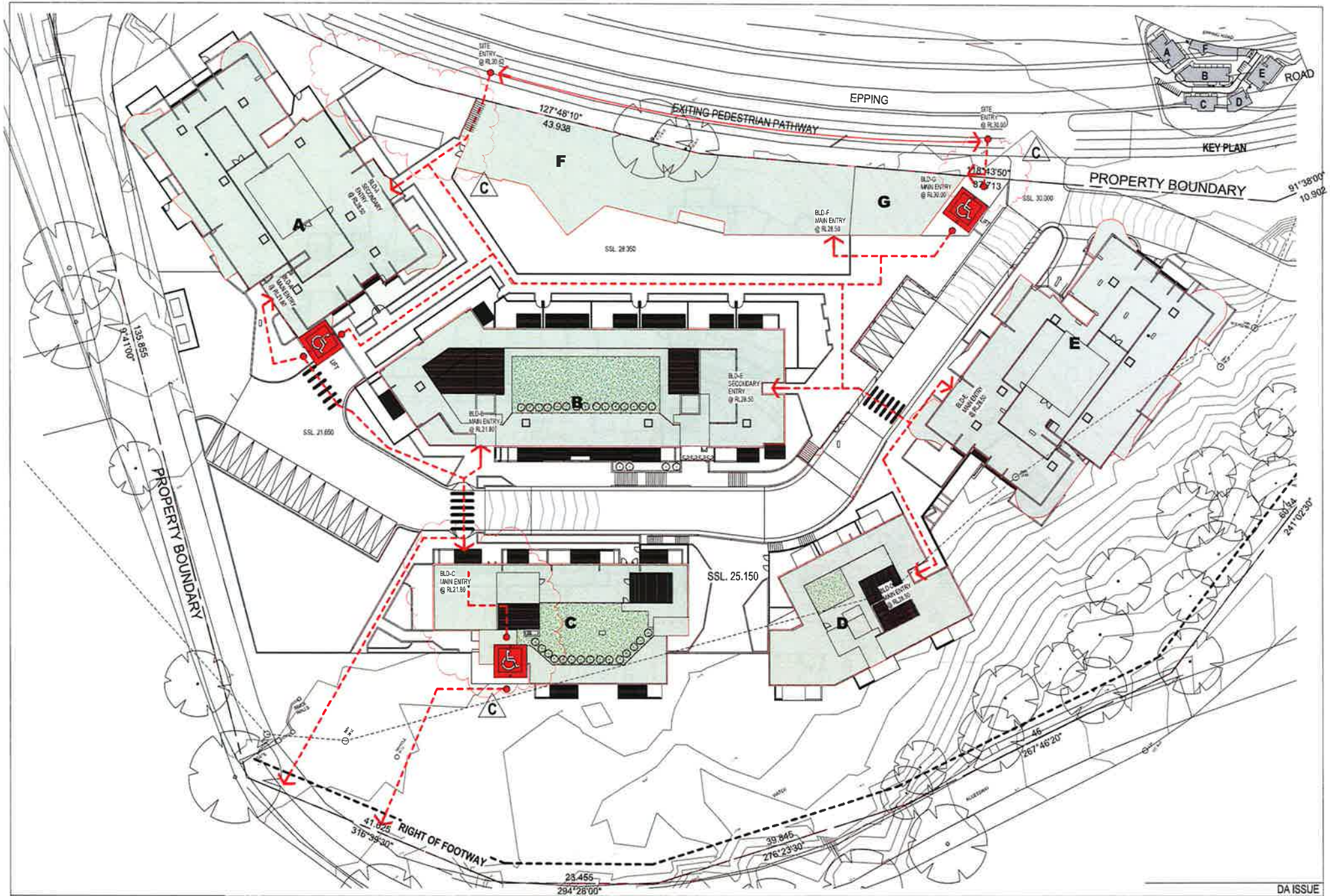

ISSUE	DATE	REVISION	BY
C	08.08.14	ISSUED FOR DA APPROVAL	TWJ

GENERAL NOTES

THIS DRAWING IS THE EXCLUSIVE PROPERTY OF THE DEVELOPER & THE REPRODUCTION OF ANY PART WITHOUT THE PRIOR WRITTEN CONSENT OF THE DEVELOPER IS A VIOLATION OF APPLICABLE LAWS. IN NO EVENT SHALL THE DEVELOPER BE HELD LIABLE FOR SPECIAL, COLLATERAL, INCIDENTAL OR CONSEQUENTIAL LIABILITY IN CONNECTION WITH THE USE OF THIS DRAWING. DATA RIVED FROM THE DEVELOPER'S OFFICE. THIS DRAWING IS TO BE READ & UNDERSTOOD IN CONJUNCTION WITH THE STRUCTURAL, MECHANICAL, ELECTRICAL & / OR ANY OTHER CONSULTANTS DOCUMENTATION AS IT MAY BE APPLICABLE TO THE PROJECT PRIOR TO THE START OF ANY WORKS AND FOR ITS DURATION.

DO NOT SCALE

USE FIGURED DIMENSIONS WHICH ARE TO BE SHOWN UNDER WITH THE BUILDER. CONTRACTORS TO CHECK ALL DIMENSIONS, ALL LEVELS, DETAILS AND DRAWINGS ON SITE AND SHALL REPORT ALL DISCREPANCIES OR OMISSIONS TO THE BUILDER PRIOR TO COMMENCEMENT OF WORK OR DURING THE CONSTRUCTION PHASE

NORTH

Merlton
Builders & Developers
Level 11, 123 Kent Street, Sydney NSW 2000
Tel: (02) 9251 2555 Fax: (02) 9251 2311
Email: info@merlton.com.au
Website: http://www.merlton.com.au

PROJECT
LANE COVE
150 EPPING ROAD,
LANE COVE, NSW 2066

DRAWING TITLE
PEDESTRIAN NETWORK DIAGRAM

DA ISSUE

PROJECT No.	DATE	DRAWING No.	REV.
786	JUN 2014	A614	C
DRAWN BY TWJ	SCALE 1 : 250		

CAD FILE

14/08/2014 8:28:28 AM

A1

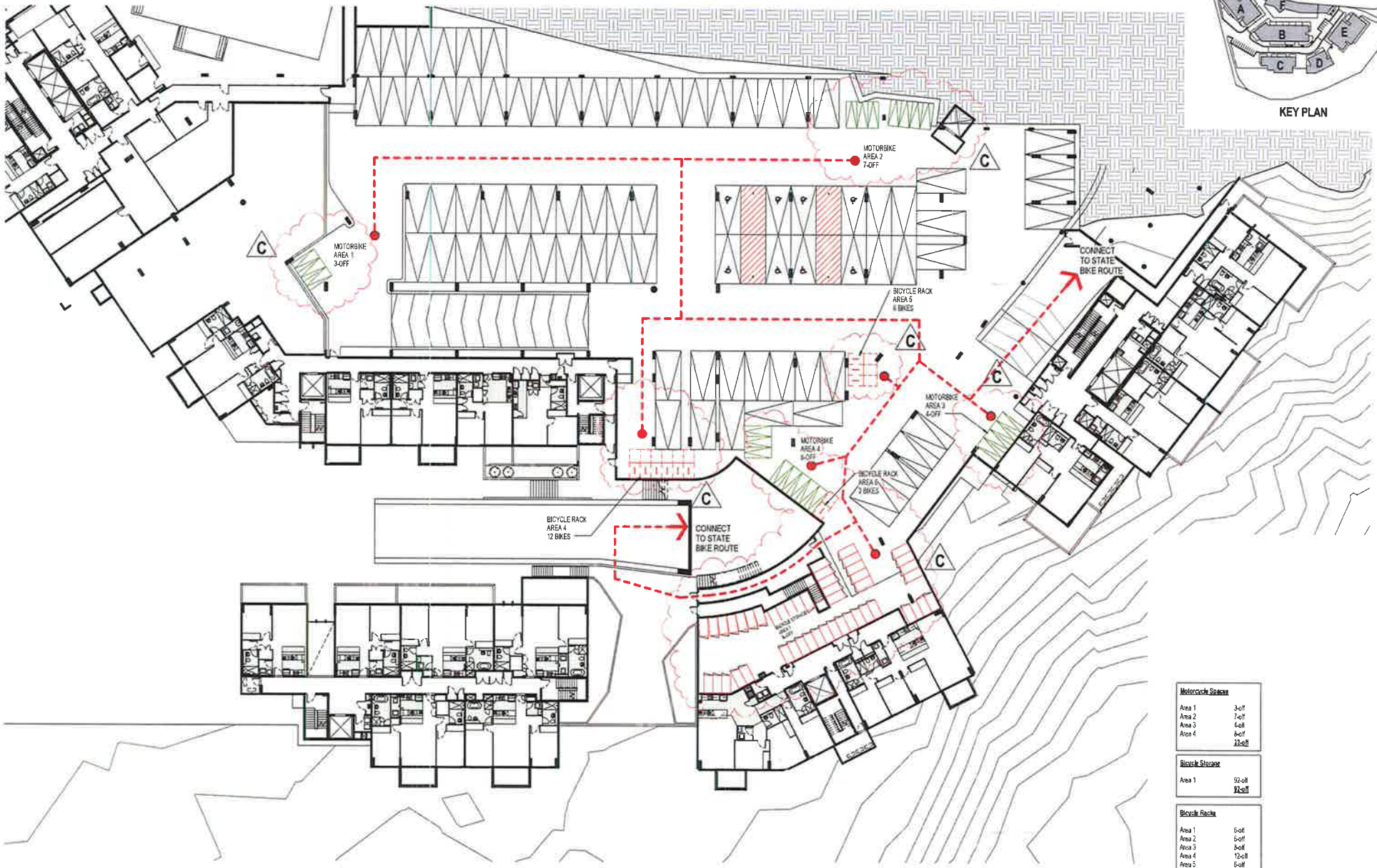

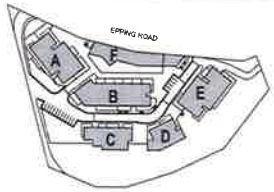

KEY PLAN

Motorcycle Spaces	
Area 1	3-off
Area 2	7-off
Area 3	4-off
Area 4	8-off
	22-off

Bicycle Storage	
Area 1	92-off
	92-off

Bicycle Racks	
Area 1	6-off
Area 2	6-off
Area 3	8-off
Area 4	12-off
Area 5	6-off
Area 6	2-off
	40-off

ISSUE	DATE	REVISION	BY
C	08.06.14	ISSUED FOR DA APPROVAL	TWJ

GENERAL NOTES

THIS DRAWING IS THE EXCLUSIVE PROPERTY OF THE DEVELOPER & THE REPRODUCTION OF ANY PART WITHOUT THE PRIOR WRITTEN CONSENT OF THE DEVELOPER IS A VIOLATION OF APPLICABLE LAWS. IN NO EVENT SHALL THE DEVELOPER BE HELD LIABLE FOR SPECIAL COLLATERAL, INCIDENTAL OR CONSEQUENTIAL LIABILITY IN CONNECTION WITH THE USE OF THIS DIGITAL DATA SINCE RELEASED FROM THE DEVELOPER'S OFFICE. THIS DRAWING IS TO BE READ & UNDERSTOOD IN CONJUNCTION WITH THE STRUCTURAL, MECHANICAL, ELECTRICAL & FOR ANY OTHER CONSULTANTS DOCUMENTATION AS MAY BE APPLICABLE TO THE PROJECT PRIOR TO THE START OF ANY WORKS AND FOR ITS DURATION.

DO NOT SCALE

NORTH

Meriton
Builders & Developers

Level 11, 123 Pitt Street, Sydney NSW 2000
Tel: (02) 9287 2888 Fax: (02) 9287 2777
Email: info@meriton.com.au
Internet: http://www.meriton.com.au

PROJECT
LANE COVE
150 EPPING ROAD,
LANE COVE, NSW 2066

DRAWING TITLE
BICYCLE & MOTOR CYCLE NETWORK DIAGRAM

DA ISSUE

PROJECT No.	DATE	DRAWING No.	REV.
786	JUN 2014	A615	C
DRAWN BY TWJ	SCALE 1:200		

CAD FILE

14/08/2014 9:28:45 AM

A1

Date	Amendment	Issue
06.03.14	DA Issue For Council Approval	A

Notes

Verify all dimensions on site before commencing work. Report all discrepancies to the Architect Prior to construction. Use figured dimensions in preference to scaled dimensions.

Drawings made to larger scales and those showing particular parts of the work take precedence over drawings made to smaller scales or for general purposes.

All work is to conform to relevant Australian Standards and Codes together with all Authorised requirements and Regulations.

CM+ Conybeare Morrison International Pty Ltd

Architects · Planners · Interior Designers · Urban Designers
Suite 3, Level 1, 75-77 Berry Street, North Sydney NSW 2060 Australia
T +61 2 9929 5999 F +61 2 9929 5977 E mail@cmplus.com.au
© CM+ 2013

Project	10127 150 Epping Road, Lane Cove	Title	Rendering 1
		Date	March 14
Client	Meriton	Drawn	TL/GZ
		Drawing No.	A 701
		Rev.	A

Date	Amendment	Issue
20.03.14	DA Issue For Council Approval	A

Notes

Verify all dimensions on site before commencing work. Report all discrepancies to the Architect Prior to construction. Use figured dimensions in preference to scaled dimensions.

Drawings made to larger scales and those showing particular parts of the work take precedence over drawings made to smaller scales or for general purposes.

All work is to conform to relevant Australian Standards and Codes together with all Authorities requirements and Regulations.

CM+ Corkhaus Morrison International Pty Ltd

Job No.	10127	Title	Rendering 2
Project	150 Epping Road, Lane Cove	Date	March 14
Client	Morrion	Drawing No.	A 702
		Issue	A

Date	Amendment	Status
20.03.14	DA Issue For Council Approval	A

Notes

Verify all dimensions on site before commencing work - Report all discrepancies to the Architect Prior to construction - Use figured dimensions in preference to scaled dimensions.

Drawings made to larger scales and those showing particular parts of the work take precedence over drawings made to smaller scales or for general purposes.

All work to be conform to relevant Australian Standards and Codes together with all Authorities requirements and Regulations.

CM+ Conybeare Morrison International Pty Ltd

Project	10127	Title	Rendering 3
	150 Epping Road, Lane Cove	Date	March 14
Client	Meriton	Drawn	TUCE
		Drawing No.	A 703
		Issue	A

Date	Amendment	Issue
26.03.14	DA Issue For Council Approval	A

Notes
Verify all dimensions on site before commencing work. Report all discrepancies to the Architect Prior to construction. Use figured dimensions in preference to scaled dimensions.

Drawings made to larger scales and those showing particular parts of the works take precedence over drawings made to smaller scales or for general purposes.

All work is to conform to relevant Australian Standards and Codes together with all Authorities requirements and Regulations

CM+ Cardyeare Morrison International Pty Ltd

Project	10127	Title	Rendering 4
	150 Epping Road, Lane Cove	Date	March 14
Client	Merilon	Drawn	Truss
		Dwg No.	A 704
		Issue	A

MARCH 20TH - 9 AM

MARCH 20TH - 1 PM

MARCH 20TH - 10 AM

MARCH 20TH - 2 PM

MARCH 20TH - 11 AM

MARCH 20TH - 3 PM

MARCH 20TH - 12 NOON

MARCH 20TH - 4 PM

Date	Amendment	Issue
06.05.14	DA Issue For Council Approval	A

Notes

Verify all dimensions on site before commencing work. Report all discrepancies to the Architect. Prior to construction: Use figured dimensions in preference to scaled dimensions.

Drawings made to larger scales and those showing particular parts of the work take precedence over drawings made to smaller scales or for general purposes.

All work is to conform to relevant Australian Standards and Codes together with all Authorities' requirements and Regulations.

CM+ Corneliusen Morrison International Pty Ltd

Project: 10127 150 Epping Road, Lane Cove

Client: Meriton

Title: Shadow Diagrams - Summer Equinox

Date: December 13 Drawn: TUDS

Drawing: A 801 Issue: A

JUNE 21ST - 9 AM



JUNE 21ST - 10 AM

JUNE 21ST - 11 AM

JUNE 21ST - 12 NOON

JUNE 21ST - 1 PM

JUNE 21ST - 2 PM



JUNE 21ST - 3 PM



JUNE 21ST - 4 PM

Date	Amendment	Issue
26.03.14	DA Issue For Council Approval	A

Notes

Verify all dimensions on site before commencing work. Report all discrepancies to the Architect Prior to construction. Use figured dimensions in preference to scaled dimensions.

Drawings made to large scales and those showing particular parts of the works take precedence over drawings made to smaller scales or for general purposes.

All work is to conform to relevant Australian Standards and Codes together with all Authorities requirements and Regulations.

CM+ Corkysoare Morrison International Pty Ltd

Job No.	10127
Project	150 Epping Road, Lane Cove
Client	Meriton

Title	Shadow Diagrams - Winter Solstice
Date	December 13
Drawn by	Yuta
Drawing No.	A 802
Issue	A

S1 Limestone Wall Cladding Feature + Podium (Stacked)

Mocha Creme

S1 Optional Trespa Wall Cladding Feature + Podium

Natural Chalkstone
NA12/MT

M1

Cream White
A04/S1

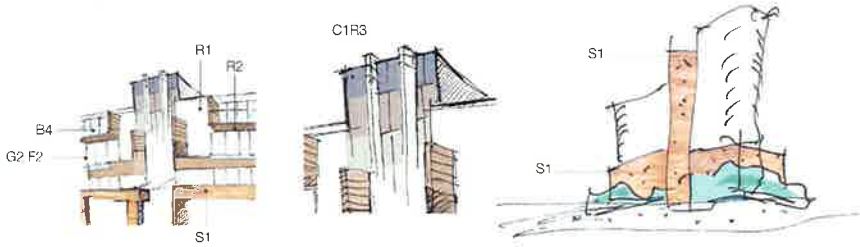

R1 External Cement Render Colour

Natural White (PN1E1)
GranoSahara Bagged Impact

R2 External Cement Render Colour - Balconies

Kahlua Milk (PN1D8)
GranoSahara Fine Bagged Impact

C1R3

Abilox
Midnight Grey

C1R3

Abilox
Champagne

C1R3

Abilox
Bump - in white

Precast Concrete Colours (at entry areas)

S2 External Limestone Pavers

Vanilla Limestone

F2 External Windows Frames/Doors

Duralloy
Stone Grey (2727B12S)
Powercoat finish

M2 Extrusions (screens, louvres etc)

Duralloy
Evening Haze Matt (9593053M)
Powercoat finish

Screening B8

Lasercut perforated metal screening with powder coate finish, in white
Buding A - E Podium Levels

Glazing G2

SolTech
Grey 6mm toughened glass

Date	Amendment	Issue
14.03.08	DA Issue For Council Approval	A

Notes
Verify all dimensions on site before commencing work. Report all discrepancies to the Architect Prior to construction. Use figured dimensions in preference to scaled dimensions.

Drawings made to larger scales and those showing particular parts of the works take precedence over drawings made to smaller scales or for general purposes.

All work is to conform to relevant Australian Standards and Codes together with all Authorities' requirements and Regulations.

CM+ Comrbeate Morrison International Pty Ltd

Project	10127 150 Epping Road, Lane Cove	Title	Material Finishes
Client	Menlon	Date	March 14
		Drawn	SONG
		Drawing No	A 901
		Issue	A